

# cra'ster

2024 COLLECTION



## Intelligent Design Exceptional Experiences

Craster's mission is to create beautiful, intelligently-designed products that surprise and delight, enabling hotels, restaurants and event spaces to deliver exceptional customer experiences in the current dynamic hospitality environment.

*“Quality of experience has always been the currency of hospitality. At Craster, we want every moment a guest has in the company of our material to be full of pleasure and authenticity.”*

*As I reflect on Craster's three decades of innovation, I am often humbled by voices of hospitality leaders who remark on the trays they still use and their favourite Craster pieces from bygone collections. In an increasingly ecologically-minded world, I find solace in knowing that we have a long lifespan, both in the industry's hearts and in their kitchens.*

*I want to thank our clients and partners, longstanding and new, for their collaboration. Our shared purpose is to create beautiful, intelligent, systems-led solutions that enable the world's best hospitality brands to deliver exceptional and authentic guest experiences. It has been my great pleasure to work alongside our hospitality customers and our exceptional design team to create the Craster 2024 collection.”*

— Alex Craster

## Design Studio

- 4 Space Curation
- 5 Product Design

## Food & Beverage

BUFFET	TABLE TOP	IN-ROOM DINING
9 Flow	104 Boards	117 Trays
Furniture	111 Pots	119 Folding Tray Table
45 Fare	113 Shaker	120 Wave Tray
55 Stak		121 Trolleys
61 Tilt		
80 Porcelain		
83 Alto		
89 Rustic		
93 Patisserie		
101 Olive Wood		

## Conference & Events

### TABLES

- 125 Line
- 141 Link
- 149 Rise

## Bedroom

- 159 Tea Service
- 160 Amenities Presentation
- 162 Luggage Racks
- 163 Shaker Bins and Storage

Key

• Denotes 'Gold' product: we aim to hold stock on all Gold products in our warehouses to cover regular orders of these popular products

Please note all of our products are NOT dishwasher safe unless specified otherwise

## Craster Design Studio

Craster Design Studio is a team of experienced industrial and interior designers and developers. We focus on product creation and space curation for the hospitality industry.

The studio is borne out of collaborations with hospitality professionals, operators and interior architects with the intent to create innovative and intelligent solutions. We derive our inspiration from the collaboration itself, the quality of materials, best practice design methodologies and achieving functional excellence.



Discover More

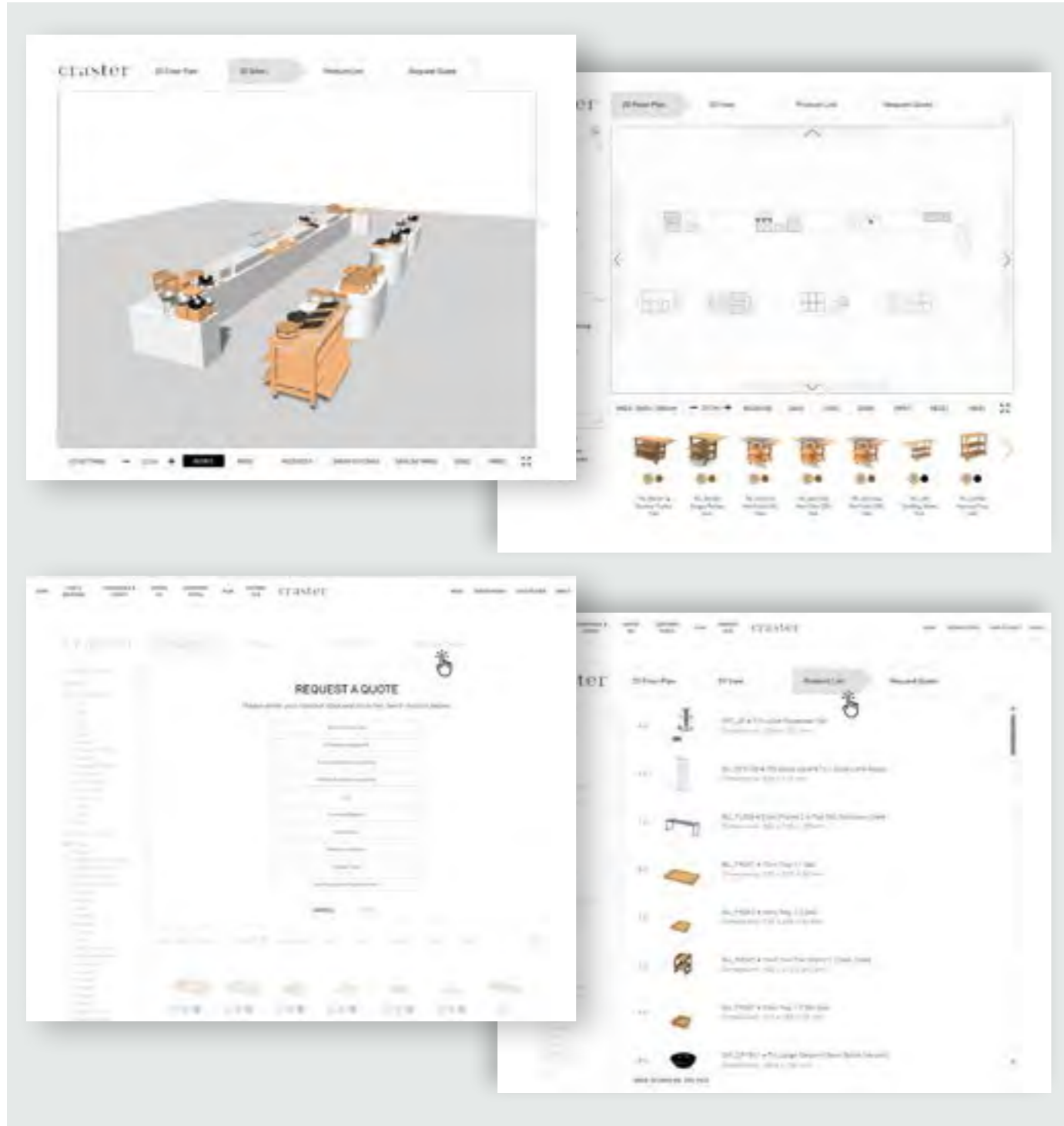


# PLAN Space Curation

## PLAN VISUAL MERCHANDISER AND SPACE PLANNING SERVICE

The Craster PLAN Service offers the ability to curate Craster product in real time, with 2D and 3D interior layout tools to help you choreograph guest circulation and public spaces. Craster PLAN Service is available through our talented team and offers easy set up and reconfiguration for F&B buffet displays. Conference and event space curation with furniture setup is also available.

Contact your Craster representative to discuss your project with PLAN.



# Product Design

## COMBINING CLIENT COLLABORATION & BESPOKE MANUFACTURING

In the fast-evolving landscape of premium hospitality, the best brands compete to deliver truly unique guest experiences. We help our clients to navigate a dynamic hospitality market and differentiate themselves by creating products that deliver experiential moments that stand out.

Contact your Craster representative to discover more about bespoke product creation.



# Food & Beverage

BUFFET



## Flow

Flow is a versatile, modular display system crafted around a gastronomic footprint, offering solutions for ambient, hot and cold cuisine presentation.

Flow consists of stackable trays, trolleys, stands, protective lids and liners and heating/cooling units available in white-washed or black lacquered ash, natural oak or natural walnut. Plinth tops are available in minimalist clear or smoked grey glass and luxurious white, green or grey marble. Frames come in stainless or black powdercoated steel.

The Flow Range's interchangeable and stackable components offer versatility to tailor your display and allow for efficient replenishment between front and back-of-house, with new innovations regularly being added. Each stackable tray is ideal as part of a large cuisine presentation or can be selected for hygienic, discrete single-serve, offering unprecedented sustainability across dining options.

Watch the Video



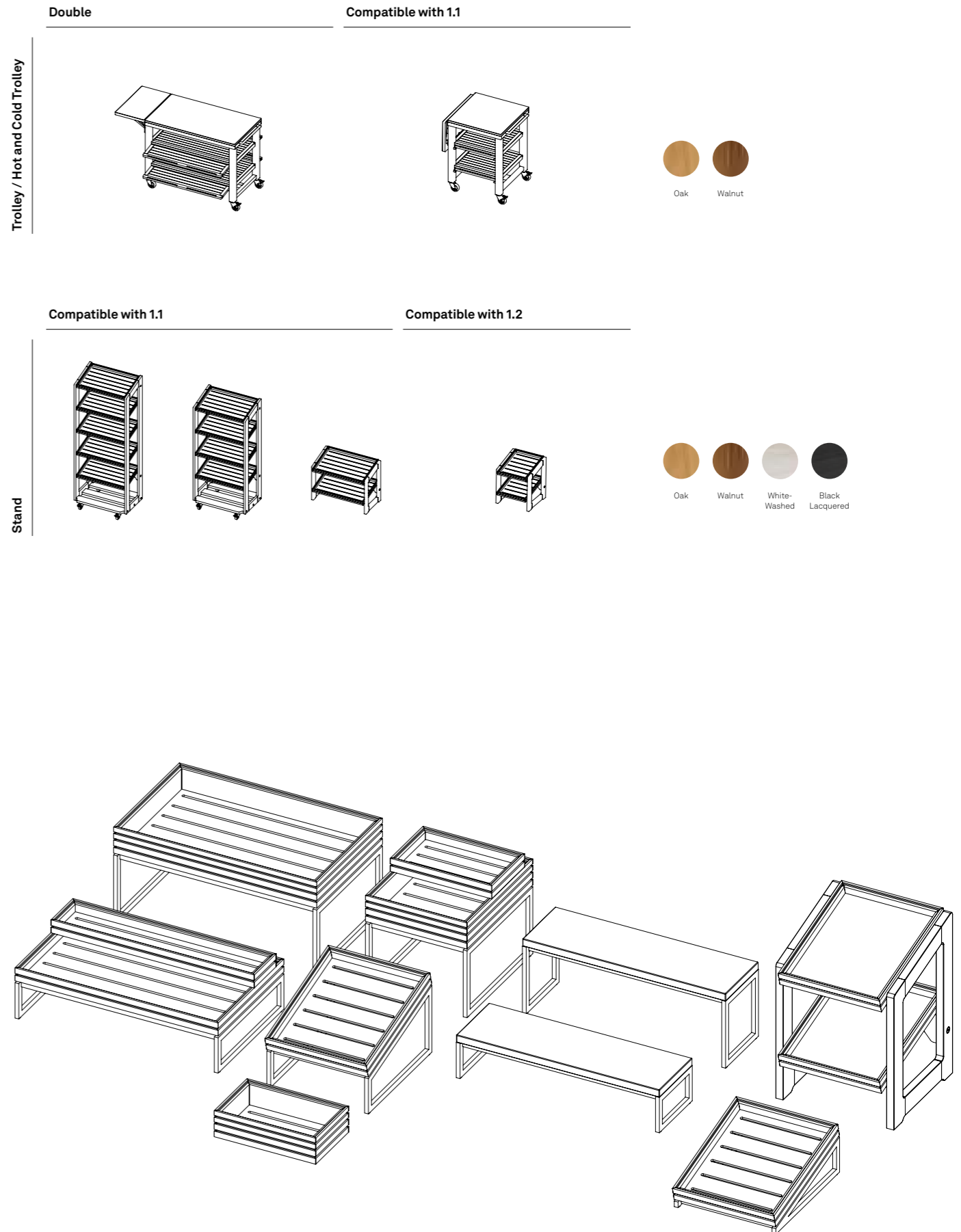
# How to create your buffet with Flow

The Flow Range is crafted around a gastronorm footprint, enabling you to create a custom display. To build a display, simply select a gastronorm size, a frame (flat or angled) and a top (deep or shallow trays or flat plinths). Heating and cooling units, label holders, sliding lids and lid liners allow for ambient, hot and cold services. Our Flow Range comes in four different colours including white-washed, black lacquered, natural oak or natural walnut.

	Gastronorm sizes					Material							
	1.1	1.2	1.4	2.4	3.9	Oak		Walnut		White-Washed		Black Lacquered	
	530 x 325 mm 20.8 x 12.7 in	325 x 265 mm 12.7 x 10.4 in	265 x 162 mm 10.4 x 6.3 in	530 x 162 mm 20.8 x 6.3 in	530 x 108 mm 20.8 x 4.2 in								
Tall Tray													
Tray													
Bread Boxes													
Lids													
Plinth													
Flat Frame													
Angled Frame													
Heating Unit													
Cooling Systems													

## Sizes

## Material



## Flow Oak Trays

A classic material used worldwide, Craster is renowned for providing expertly-crafted, beautiful Flow trays using fine European oak. Designed for quick changeover, each Flow gastronorm tray can be easily transferred from back of house and incorporated into Flow stands and trolleys as part of a display, or used alone for single-serve.



**Flow Tall Oak 1.1 Tray**

**BU\_FR006 •**  
**Mat** Oak, Oiled  
**Dim** 530 × 325 × 75 mm  
 20.8 × 12.7 × 2.9 in  
**MOQ** 1  
**Note** Compatible with all 1.1 products



**Flow Oak 1.1 Tray**

**BU\_FR001 •**  
**Mat** Oak, Oiled  
**Dim** 530 × 325 × 40 mm  
 20.8 × 12.7 × 1.5 in  
**MOQ** 1  
**Note** Compatible with all 1.1 products



**Flow Tall Oak 1.2 Tray**

**BU\_FR007 •**  
**Mat** Oak, Oiled  
**Dim** 325 × 265 × 75 mm  
 12.7 × 10.4 × 2.9 in  
**MOQ** 1  
**Note** Compatible with all 1.2 products



**Flow Oak 1.2 Tray**

**BU\_FR002 •**  
**Mat** Oak, Oiled  
**Dim** 325 × 265 × 40 mm  
 12.7 × 10.4 × 1.5 in  
**MOQ** 1  
**Note** Compatible with all 1.2 products



**Flow Tall Oak 1.4 Tray**

**BU\_FR008 •**  
**Mat** Oak, Oiled  
**Dim** 265 × 162 × 75 mm  
 10.4 × 6.3 × 2.9 in  
**MOQ** 1



**Flow Oak 1.4 Tray**

**BU\_FR003 •**  
**Mat** Oak, Oiled  
**Dim** 265 × 162 × 40 mm  
 10.4 × 6.3 × 1.5 in  
**MOQ** 1



**Flow Tall Oak 2.4 Tray**

**BU\_FR022 •**  
**Mat** Oak, Oiled  
**Dim** 530 × 162 × 75 mm  
 20.8 × 6.3 × 2.9 in  
**MOQ** 1  
**Note** Compatible with all 2.4 products



**Flow Oak 2.4 Tray**

**BU\_FR004 •**  
**Mat** Oak, Oiled  
**Dim** 530 × 162 × 40 mm  
 20.8 × 6.3 × 1.5 in  
**MOQ** 1  
**Note** Compatible with all 2.4 products



**Flow Oak 3.9 Tray**

**BU\_FR005**  
**Mat** Oak, Oiled  
**Dim** 530 × 108 × 40 mm  
 20.8 × 4.2 × 1.5 in  
**MOQ** 1



## Flow Oak Plinths & Stands

Flow plinths and stands rendered in fine oak add to the flexibility of the Flow modular system.



**Flow Oak 1.1 Crumb Catcher**

BU\_BR001 •

**Mat** Oak, Oiled

**Dim** 530 × 325 × 35 mm  
20.8 × 12.7 × 1.3 in

**MOQ** 1



**Flow Oak 1.1 Plinth**

BU\_FT0035

**Mat** Oak, Oiled

**Dim** 530 × 325 × 20 mm  
20.8 × 12.7 × 0.7 in

**MOQ** 1

**Note** Compatible with all 1.1 products



**Flow Oak 1.2 Plinth**

BU\_FT0036

**Mat** Oak, Oiled

**Dim** 265 × 325 × 20 mm  
10.4 × 12.8 × 0.7 in

**MOQ** 1

**Note** Compatible with all 1.2 products



**Flow Oak 2.4 Plinth**

BU\_FT0037

**Mat** Oak, Oiled

**Dim** 530 × 162 × 20 mm  
20.8 × 6.3 × 0.7 in

**MOQ** 1

**Note** Compatible with all 2.4 products



**Flow Five-Tier Oak Stand**

BU\_RS004

**Mat** Oak, Oiled

**Dim** 574 × 400 × 1459 mm  
22.6 × 15.7 × 57.4 in

**MOQ** 1

**Note** Includes 5 × BU\_FR001 Trays  
Assembly required



**Flow Four-Tier Oak Stand**

BU\_RS003

**Mat** Oak, Oiled

**Dim** 574 × 400 × 1197 mm  
22.6 × 15.7 × 47.1 in

**MOQ** 1

**Note** Includes 4 × BU\_FR001 Trays  
Assembly required



**Flow Oak 1.1 Two-Tier Stand**

BU\_RS002 •

**Mat** Oak, Oiled

**Dim** 574 × 323 × 441 mm  
22.6 × 12.7 × 17.4 in

**MOQ** 1

**Note** Includes 2 × BU\_FR001 Trays  
Assembly required



**Flow Oak 1.2 Two-Tier Stand**

BU\_RS001 •

**Mat** Oak, Oiled

**Dim** 309 × 323 × 441 mm  
12.1 × 9.1 × 17.4 in

**MOQ** 1

**Note** Includes 2 × BU\_FR002 Trays  
Assembly required

## Flow Walnut Trays, Plinths & Stands

The sumptuous grain of North American walnut has been a hallmark of fine dining institutions for centuries. Designed for quick changeover, each Flow gastronorm tray and plinth can be easily transferred from back of house and incorporated into Flow stands and trolleys as part of a display or used discretely for single-serve.



**Flow Tall Walnut 1.1 Tray**

**BU\_FF014 •**  
**Mat** Walnut, Lacquered  
**Dim** 530 x 325 x 75 mm  
 20.8 x 12.7 x 2.9 in  
**MOQ** 1  
**Note** Compatible with all 1.1 products



**Flow Walnut 1.1 Tray**

**BU\_FF011 •**  
**Mat** Walnut, Lacquered  
**Dim** 530 x 325 x 40 mm  
 20.8 x 12.7 x 1.5 in  
**MOQ** 1  
**Note** Compatible with all 1.1 products



**Flow Tall Walnut 1.2 Tray**

**BU\_FF015 •**  
**Mat** Walnut, Lacquered  
**Dim** 325 x 265 x 75 mm  
 12.7 x 10.4 x 2.9 in  
**MOQ** 1  
**Note** Compatible with all 1.2 products



**Flow Walnut 1.2 Tray**

**BU\_FF012 •**  
**Mat** Walnut, Lacquered  
**Dim** 325 x 265 x 40 mm  
 12.7 x 10.4 x 1.5 in  
**MOQ** 1  
**Note** Compatible with all 1.2 products



**Flow Tall Walnut 1.4 Tray**

**BU\_FF018**  
**Mat** Walnut, Lacquered  
**Dim** 265 x 162 x 75 mm  
 10.4 x 6.3 x 2.9 in  
**MOQ** 1



**Flow Walnut 1.4 Tray**

**BU\_FF013**  
**Mat** Walnut, Lacquered  
**Dim** 265 x 162 x 40 mm  
 10.4 x 6.3 x 1.5 in  
**MOQ** 1



**Flow Walnut 2.4 Tray**

**BU\_FF016**  
**Mat** Walnut, Lacquered  
**Dim** 530 x 162 x 40 mm  
 20.8 x 6.3 x 1.5 in  
**MOQ** 1  
**Note** Compatible with all 2.4 products



**Flow Walnut 3.9 Tray**

**BU\_FF017**  
**Mat** Walnut, Lacquered  
**Dim** 530 x 108 x 40 mm  
 20.8 x 4.2 x 1.5 in  
**MOQ** 1



**Flow Walnut 1.1 Plinth**

**BU\_FT0030**  
**Mat** Walnut, Oiled  
**Dim** 530 x 325 x 20 mm  
 20.8 x 12.7 x 0.7 in  
**MOQ** 1  
**Note** Compatible with all 1.1 products



**Flow Walnut 1.2 Plinth**

**BU\_FT0031**  
**Mat** Walnut, Oiled  
**Dim** 265 x 325 x 20 mm  
 10.4 x 12.8 x 0.7 in  
**MOQ** 1  
**Note** Compatible with all 1.2 products



**Flow Walnut 2.4 Plinth**

**BU\_FT0032**  
**Mat** Walnut, Oiled  
**Dim** 530 x 162 x 20 mm  
 20.8 x 6.3 x 0.7 in  
**MOQ** 1  
**Note** Compatible with all 2.4 products



**Flow Walnut 1.1 Two-Tier Stand**

**BU\_RS012 •**  
**Mat** Walnut, Lacquered  
**Dim** 574 x 323 x 441 mm  
 22.6 x 12.7 x 17.4 in  
**MOQ** 1  
**Note** Includes 2 x BU\_FF011 Trays  
 Assembly required



**Flow Walnut 1.2 Two-Tier Stand**

**BU\_RS011**  
**Mat** Walnut, Lacquered  
**Dim** 309 x 323 x 441 mm  
 12.1 x 9.1 x 17.4 in  
**MOQ** 1  
**Note** Includes 2 x BU\_FF012 Trays  
 Assembly required

# Flow Bento System

Curate delightful dining experiences with the modular Stacking Bento Boxes for meal and drinks delivery without single use plastics. Stacking Bento Boxes consolidate entire cuisine presentations for covered carriage and service to Bali beds, party villas or poolside loungers. Flow trays are a sustainable solution, transferring easily from Bento arrangements to full buffet setups with frames, trolleys and stands. Individual components to the Stacking Bento Box kits can fit seamlessly into the Flow system. Bespoke Bento Box designs are also available upon request.



## Flow Bento Kit 1.2 Small Meal

SET\_BBWSM  
**Mat** Walnut, Lacquered  
**Dim** 325 x 265 x 230 mm  
 12.8 x 10.4 x 9 in  
**MOQ** 1  
**Note** Components: 1 x BU\_FF062, 2 x BU\_FF066, 1 x BU\_FC062



## Flow Bento Kit 1.1 Meal

SET\_BBWLM  
**Mat** Walnut, Lacquered  
**Dim** 530 x 325 x 230 mm  
 20.8 x 12.8 x 9 in  
**MOQ** 1  
**Note** Components: 1 x BU\_FF061, 1 x BU\_FC061, 1 x BU\_FF062, 2 x BU\_FF066



## Flow 1.1 Bento Tray Lid

BU\_FC061  
**Mat** Walnut, Lacquered  
  
 BU\_FC051  
**Mat** Oak, Lacquered  
**Dim** 530 x 325 x 20 mm  
 20.8 x 12.8 x 0.8 in  
**MOQ** 1  
**Note** Compatible with all 1.1 trays



## Flow 1.2 Bento Tray Lid

BU\_FC062  
**Mat** Walnut, Lacquered  
  
 BU\_FC052  
**Mat** Oak, Lacquered  
**Dim** 325 x 265 x 20 mm  
 12.8 x 10.4 x 0.8 in  
**MOQ** 1  
**Note** Compatible with all 1.2 trays




## Flow 1.8 Bento Tray Lid

BU\_FC066  
**Mat** Walnut, Lacquered  
  
 BU\_FC056  
**Mat** Oak, Lacquered  
**Dim** 325 x 132 x 20 mm  
 12.8 x 5.2 x 0.8 in  
**MOQ** 1  
**Note** Compatible with all 1.8 trays

# Flow Bento System

Mix with lids and drop-in internal dividers to craft your Bento solution using existing Flow 1.1 and 1.2 Gastronom trays.



## Flow 1.1 Bento Tray

BU\_FF061  
**Mat** Walnut, Lacquer  
  
 BU\_FF051  
**Mat** Oak, Lacquered  
**Dim** 530 x 325 x 110 mm  
 20.8 x 12.8 x 4.3 in  
**Int** 504 x 299 x 90 mm  
 19.8 x 11.8 x 3.5 in  
**MOQ** 1  
**Note** Compatible with all 1.1 products



## Flow 1.2 Bento Tray

BU\_FF062  
**Mat** Walnut, Lacquer  
  
 BU\_FF052  
**Mat** Oak, Lacquered  
**Dim** 325 x 265 x 110 mm  
 12.8 x 10.4 x 4.3 in  
**Int** 299 x 239 x 90 mm  
 11.8 x 9.4 x 3.5 in  
**MOQ** 1  
**Note** Compatible with all 1.2 products



## Flow 1.8 Bento Tray

BU\_FF066  
**Mat** Walnut, Lacquer  
  
 BU\_FF056  
**Mat** Oak, Lacquered  
**Dim** 325 x 132 x 110 mm  
 12.8 x 5.2 x 4.3 in  
**Int** 299 x 105 x 90 mm  
 11.8 x 4.1 x 3.5 in  
**MOQ** 1  
**Note** Compatible with all 1.8 products



## Flow 1.1 Grey Bento Lid

BU\_BL011  
**Mat** Grey Acrylic  
**Dim** 310 x 515 x 4 mm  
 12.2 x 20.3 x 0.2 in  
**MOQ** 1  
**Note** Compatible with all Flow 1.1 Trays



## Flow 1.2 Grey Bento Lid

BU\_BL012  
**Mat** Grey Acrylic  
**Dim** 250 x 310 x 4 mm  
 9.8 x 12.2 x 0.2 in  
**MOQ** 1  
**Note** Compatible with all Flow 1.2 Trays



## Flow 1.1 Black Bento Divider

BU\_BD011  
**Mat** Black, Lacquered  
**Dim** 297 x 502 x 54 mm  
 11.7 x 19.8 x 2.1 in  
**MOQ** 1  
**Note** Compatible with all Flow Tall 1.1 Trays



## Flow 1.2 Black Bento Divider

BU\_BD021  
**Mat** Black, Lacquered  
**Dim** 237 x 297 x 54 mm  
 9.3 x 11.7 x 2.1 in  
**MOQ** 1  
**Note** Compatible with all Flow Tall 1.2 Trays

Watch the Video



## Flow White-Washed Trays & Stands

Illuminating and clarifying, white-washed ash Flow is perfect for an airy country brunch or summer setting. Designed for quick changeover, each Flow gastronorm tray can be easily transferred from back of house and incorporated into white-washed ash Flow stands.



**Flow Tall White 1.1 Tray**

**BU\_FR046**  
**Mat** White-Washed, Lacquered  
**Dim** 530 x 325 x 75 mm  
 20.8 x 12.7 x 2.9 in  
**MOQ** 1  
**Note** Compatible with all 1.1 products



**Flow White 1.1 Tray**

**BU\_FR041**  
**Mat** White-Washed, Lacquered  
**Dim** 530 x 325 x 40 mm  
 20.8 x 12.7 x 1.5 in  
**MOQ** 1  
**Note** Compatible with all 1.1 products



**Flow Tall White 1.2 Tray**

**BU\_FR047**  
**Mat** White-Washed, Lacquered  
**Dim** 325 x 265 x 75 mm  
 12.7 x 10.4 x 2.9 in  
**MOQ** 1  
**Note** Compatible with all 1.2 products



**Flow White 1.2 Tray**

**BU\_FR042**  
**Mat** White-Washed, Lacquered  
**Dim** 325 x 265 x 40 mm  
 12.7 x 10.4 x 1.5 in  
**MOQ** 1  
**Note** Compatible with all 1.2 products



**Flow White 2.4 Tray**

**BU\_FR044**  
**Mat** White-Washed, Lacquered  
**Dim** 530 x 162 x 40 mm  
 20.8 x 6.3 x 1.5 in  
**MOQ** 1  
**Note** Compatible with all 2.4 products



**Flow White 1.1 Two-Tier Stand**

**BU\_RS042**  
**Mat** White-Washed, Lacquered  
**Dim** 574 x 323 x 441 mm  
 22.6 x 12.7 x 17.4 in  
**MOQ** 1  
**Note** Includes 2 x BU\_FR041 Trays  
 Assembly required



**Flow White 1.2 Two-Tier Stand**

**BU\_RS041**  
**Mat** White-Washed, Lacquered  
**Dim** 309 x 323 x 441 mm  
 12.1 x 9.1 x 17.4 in  
**MOQ** 1  
**Note** Includes 2 x BU\_FR042 Trays  
 Assembly required

## Flow Black Trays & Stands

Elegant and timeless, black lacquered ash Flow items are the perfect addition to elegant gastronomic presentations. Designed for quick changeover, each Flow gastronorm tray can be easily transferred from back of house and incorporated into black lacquered Flow stands.



**Flow Tall Black 1.1 Tray**

**BU\_FR036**  
**Mat** Black, Lacquered  
**Dim** 530 x 325 x 75 mm  
 20.8 x 12.7 x 2.9 in  
**MOQ** 1  
**Note** Compatible with all 1.1 products



**Flow Black 1.1 Tray**

**BU\_FR031**  
**Mat** Black, Lacquered  
**Dim** 530 x 325 x 40 mm  
 20.8 x 12.7 x 1.5 in  
**MOQ** 1  
**Note** Compatible with all 1.1 products



**Flow Tall Black 1.2 Tray**

**BU\_FR037** •  
**Mat** Black, Lacquered  
**Dim** 325 x 265 x 75 mm  
 12.7 x 10.4 x 2.9 in  
**MOQ** 1  
**Note** Compatible with all 1.2 products



**Flow Black 1.2 Tray**

**BU\_FR032**  
**Mat** Black, Lacquered  
**Dim** 325 x 265 x 40 mm  
 12.7 x 10.4 x 1.5 in  
**MOQ** 1  
**Note** Compatible with all 1.2 products



**Flow Tall Black 1.4 Tray**

**BU\_FR038**  
**Mat** Black, Lacquered  
**Dim** 265 x 162 x 75 mm  
 10.4 x 6.3 x 2.9 in  
**MOQ** 1



**Flow Black 1.4 Tray**

**BU\_FR033**  
**Mat** Black, Lacquered  
**Dim** 265 x 162 x 40 mm  
 10.4 x 6.3 x 1.5 in  
**MOQ** 1



**Flow Black 2.4 Tray**

**BU\_FR034**  
**Mat** Black, Lacquered  
**Dim** 530 x 162 x 40 mm  
 20.8 x 6.3 x 1.5 in  
**MOQ** 1  
**Note** Compatible with all 2.4 products



**Flow Black 1.1 Two-Tier Stand**

**BU\_RS032**  
**Mat** Black, Lacquered  
**Dim** 574 x 323 x 441 mm  
 22.6 x 12.7 x 17.4 in  
**MOQ** 1  
**Note** Includes 2 x BU\_FR031 Trays  
 Assembly required



**Flow Black 1.2 Two-Tier Stand**

**BU\_RS031**  
**Mat** Black, Lacquered  
**Dim** 309 x 323 x 441 mm  
 12.1 x 9.1 x 17.4 in  
**MOQ** 1  
**Note** Includes 2 x BU\_FR032 Trays  
 Assembly required



## Flow Bread Display

A stunning addition to the gastronomic Flow system, the new Bread Box is available for covered, hygienic presentation of breads and bakery goods for large buffets and displays. Available in 1.1 and 1.3 sizes, the new Bread Box is an ideal new addition to Flow buffets.



**Flow Oak Single Bread Box**

**BU\_BD1ONL** •  
**Mat** Oak, Matt Lacquer and Acrylic  
**Dim** 349 × 176 × 190mm  
 13.7 × 6.9 × 7.4 in  
**MOQ** 1



**Flow Walnut Single Bread Box**

**BU\_BD1WNL**  
**Mat** Walnut, Lacquered and Acrylic  
**Dim** 349 × 176 × 190mm  
 13.7 × 6.9 × 7.4 in  
**MOQ** 1



**Flow Oak Triple Bread Box**

**BU\_BD3ONL** •  
**Mat** Oak, Matt Lacquer and Acrylic  
**Dim** 349 × 530 × 190mm  
 13.7 × 20.9 × 7.4 in  
**MOQ** 1



**Flow Walnut Triple Bread Box**

**BU\_BD3WNL**  
**Mat** Walnut, Lacquered and Acrylic  
**Dim** 349 × 530 × 190mm  
 13.7 × 20.9 × 7.4 in  
**MOQ** 1

## Flow Sliding Lid

Designed for intuitive use, the Flow Sliding Lid provides a sleek aesthetic alternative to standard gastronorm lift-up lids and is ideal for covered food presentation as part of a large display or single-serve. The lid has been carefully designed for single-handed use, providing easy access and a smooth self-serving experience.

The Flow Sliding Lid is compatible with 1.1 Flow trays.



### Flow Sliding Lid

BU\_SL002 •

**Mat** Clear Acrylic

#### Open

**Dim** 526 × 335 × 96 mm  
20.7 × 13.2 × 3.8 in

#### Closed

**Dim** 300 × 335 × 96 mm  
11.8 × 13.2 × 3.8 in


**MOQ** 1

• Denotes 'Gold' product

## Flow Tritan Lid Liner

Designed to offer a contemporary, glass like covered solution, the new Flow Tritan Lid Liners offer a premium guest experience for covered food presentation and wet food display in a dishwasher-safe and BPA-free material.

Flow Lid Liners can be used as a lid or a liner, enabling Flow trays to carry fresh ice display for drinks or yogurt pots, or to transform trays into covered cuisine solutions. The Flow Tritan Lid Liner is compatible with 1.1 Tall and 1.2 Tall Flow trays as both a lid and a liner; use with 1.1 and 1.2 low trays as a lid only.



### Flow Tritan Lid Liner 1.1

BU\_TL1121 •

**Mat** Tritan (BPA-free plastic)

**Dim** 310 × 515 × 53 mm  
12.2 × 20.3 × 2 in

**MOQ** 1

**Note** Compatible with 2 1.1 and 1.2 trays (as a lid)  
Tall 1.1 and 1.2 trays (as a liner)  
Dishwasher safe



### Flow Tritan Lid Liner 1.2

BU\_TL1221

**Mat** Tritan (BPA-free plastic)

**Dim** 250 × 310 × 53 mm  
9.8 × 12.2 × 2 in

**MOQ** 1

**Note** Compatible with 2 1.1 and 1.2 trays (as a lid)  
Tall 1.1 and 1.2 trays (as a liner)  
Dishwasher safe



## Flow Heating Unit

The Flow Heating Units are ideal for keeping food hot whilst on display, utilising ceramic heating element technology and offering an easily adjustable variable temperature control up to 140°C (284°F).

With a solid black lacquered, natural oak or walnut base and slate-like composite surface, the Flow Heating Unit offers a unique aesthetic solution to keeping food warm. Compatible with 1.1 Flow frames.



**Flow Oak Heating Unit**

BU\_FH2101  
**Note** UK Plug, cable included

BU\_FH2102  
**Note** EU (2 pin) Plug, cable included

BU\_FH2104  
**Note** US Plug, cable included  
**Mat** Oak, Dekton  
**Dim** 530 x 325 x 61 mm  
 20.8 x 12.8 x 2.4 in  
**MOQ** 1



**Flow Walnut Heating Unit**

BU\_FH2201  
**Note** UK Plug, cable included

BU\_FH2202  
**Note** EU (2 pin) Plug, cable included

BU\_FH2204  
**Note** US Plug, cable included  
**Mat** Walnut, Dekton  
**Dim** 530 x 325 x 61 mm  
 20.8 x 12.8 x 2.4 in  
**MOQ** 1



**Flow Black Heating Unit**

BU\_FH2301  
**Note** UK Plug, cable included

BU\_FH2302  
**Note** EU (2 pin) Plug, cable included

BU\_FH2304  
**Note** US Plug, cable included  
**Mat** Black Lacquered, Dekton  
**Dim** 530 x 325 x 61 mm  
 20.8 x 12.8 x 2.4 in  
**MOQ** 1





## Flow Cooling Tray

The Flow Cold Cell Cooling Trays allow for elegant display of chilled gastronomy. Offering exceptional cooling performance over previous models, the new cold cell technology enables the food-safe slate presentation area to hold a temperature under 8C (46F) for up to four hours.

Available in white-washed, black lacquered, natural oak or natural walnut, the Flow Cold Cell Cooling Tray is compatible with 1.1 and 1.2 Flow frames.



**Flow Oak 1.2 Cold Cell Cooling Tray**

BU\_FR0012  
**Mat** Oak, Oiled  
**Dim** 325 x 265 x 75 mm  
 12.8 x 10.4 x 3 in  
**MOQ** 1



**Flow Walnut 1.2 Cold Cell Cooling Tray**

BU\_FF1012  
**Mat** Walnut, Lacquered  
**Dim** 325 x 265 x 75 mm  
 12.8 x 10.4 x 3 in  
**MOQ** 1




**Flow White 1.2 Cold Cell Cooling Tray**

BU\_FR4012  
**Mat** White-Washed, Lacquered  
**Dim** 325 x 265 x 75 mm  
 12.8 x 10.4 x 3 in  
**MOQ** 1



**Flow Black 1.2 Cold Cell Cooling Tray**

BU\_FR3012  
**Mat** Black, Lacquered  
**Dim** 325 x 265 x 75 mm  
 12.8 x 10.4 x 3 in  
**MOQ** 1



**Flow Oak 1.1 Cold Cell Cooling Tray**

BU\_FR0011  
**Mat** Oak, Oiled  
**Dim** 530 x 325 x 75 mm  
 20.8 x 12.7 x 3 in  
**MOQ** 1



**Flow Walnut 1.1 Cold Cell Cooling Tray**

BU\_FF1011  
**Mat** Walnut, Lacquered  
**Dim** 530 x 325 x 75 mm  
 20.8 x 12.7 x 3 in  
**MOQ** 1



**Flow White 1.1 Cold Cell Cooling Tray**

BU\_FR4011  
**Mat** White-Washed, Lacquered  
**Dim** 530 x 325 x 75 mm  
 20.8 x 12.7 x 3 in  
**MOQ** 1



**Flow Black 1.1 Cold Cell Cooling Tray**

BU\_FR3011  
**Mat** Black, Lacquered  
**Dim** 530 x 325 x 75 mm  
 20.8 x 12.7 x 3 in  
**MOQ** 1

**Flow 1.2 Low Slate Insert**

BU\_FTL050  
**Mat** Slate  
**Dim** 298 x 238 x 6 mm  
 11.7 x 9.4 x 0.2 in  
**MOQ** 1

**Flow 1.2 Cold Cell and Tray Liner Set**

SET\_CCCL  
**Mat** Aluminium and Expanded Polypropylene  
**Dim** 295 x 235 x 48 mm  
 10.2 x 7.9 x 1.7 in  
**MOQ** 1



Previous editions of the Cooling Tray remain available while stock lasts.



**Flow Oak 1.2 Slate Cooling Tray**

BU\_FR020  
**Mat** Oak, Oiled  
**Dim** 325 x 265 x 75 mm  
 12.8 x 10.4 x 3 in  
**MOQ** 1



**Flow Walnut 1.2 Slate Cooling Tray**

BU\_FF010  
**Mat** Walnut, Lacquered  
**Dim** 325 x 265 x 75 mm  
 12.8 x 10.4 x 3 in  
**MOQ** 1



**Flow White 1.2 Slate Cooling Tray**

BU\_FR040  
**Mat** White-Washed, Lacquered  
**Dim** 325 x 265 x 75 mm  
 12.8 x 10.4 x 3 in  
**MOQ** 1




**Flow Black 1.2 Slate Cooling Tray**

BU\_FR030  
**Mat** Black, Lacquered  
**Dim** 325 x 265 x 75 mm  
 12.8 x 10.4 x 3 in  
**MOQ** 1

## Flow Glass & Marble Plinths

Flow plinth tops are available in minimalist clear or smoked grey glass and luxurious white, green or grey marble. Glass plinths are compatible with 1.1, 1.2, and 2.4 Flow frames. Marble plinths are compatible with 1.2 and 2.4 Flow frames.



### Flow Glass 1.1 Plinth

BU\_FT0010

**Mat** Glass, Clear


BU\_FT0040

**Mat** Glass, Black

**Dim** 530 × 325 × 20 mm  
20.8 × 12.7 × 0.7 in

**MOQ** 1

**Note** Compatible with all 1.1 products



### Flow Glass 1.2 Plinth

BU\_FT0012

**Mat** Glass, Clear

BU\_FT0042

**Mat** Glass, Black

**Dim** 265 × 325 × 20 mm  
10.4 × 12.8 × 0.7 in

**MOQ** 1

**Note** Compatible with all 1.2 products



### Flow Glass 2.4 Plinth

BU\_FT0011

**Mat** Glass, Clear

BU\_FT0041

**Mat** Glass, Black

**Dim** 530 × 162 × 20 mm  
20.8 × 6.3 × 0.7 in

**MOQ** 1

**Note** Compatible with all 2.4 products



### Flow Marble 1.2 Plinth

BU\_FT0022 •

**Mat** Marble, White

BU\_FT0062

**Mat** Marble, Grey

**Dim** 265 × 325 × 20 mm  
10.4 × 12.8 × 0.7 in

**MOQ** 1

**Note** Compatible with all 1.2 frames

BU\_FT0072

**Mat** Marble, Verde Guatemala

**Dim** 265 × 325 × 20 mm  
10.4 × 12.8 × 0.7 in

**MOQ** 1

**Note** Compatible with all 1.2 frames



### Flow Marble 2.4 Plinth

BU\_FT0020 •

**Mat** Marble, White

BU\_FT0060 •

**Mat** Marble, Grey

**Dim** 530 × 162 × 20 mm  
20.8 × 6.3 × 0.7 in

**MOQ** 1

**Note** Compatible with all 2.4 frames

BU\_FT0070

**Mat** Marble, Verde Guatemala

**Dim** 530 × 162 × 20 mm  
20.8 × 6.3 × 0.7 in

**MOQ** 1

**Note** Compatible with all 2.4 frames



# Flow Frames

Stainless or black powdercoated steel frames offer flat or angled display for use with all Flow trays and plinths.



**Flow Tall Flat 1.1 Frame**

BU\_FL001 •

Mat Stainless Steel

BU\_FL021 •

Mat Black Powdercoated Steel

Dim 530 x 325 x 184 mm  
20.9 x 12.8 x 7.2 in

MOQ 1



**Flow Tall Angled 1.1 Frame**

BU\_FL003

Mat Stainless Steel

BU\_FL023 •

Mat Black Powdercoated Steel

Dim 530 x 315 x 182 mm  
20.9 x 12.4 x 7.1 in

MOQ 1



**Flow Low Flat 1.1 Frame**

BU\_FL002 •

Mat Stainless Steel

BU\_FL022 •

Mat Black Powdercoated Steel

Dim 530 x 325 x 99 mm  
20.9 x 12.8 x 3.9 in

MOQ 1



**Flow Low Angled 1.1 Frame**

BU\_FL004 •

Mat Stainless Steel

BU\_FL024

Mat Black Powdercoated Steel

Dim 530 x 315 x 97 mm  
20.9 x 12.4 x 3.8 in

MOQ 1



**Flow Tall Flat 1.2 Frame**

BU\_FL005 •

Mat Stainless Steel

BU\_FL025 •

Mat Black Powdercoated Steel

Dim 265 x 325 x 184 mm  
10.4 x 12.8 x 7.2 in

MOQ 1



**Flow Tall Angled 1.2 Frame**

BU\_FL007 •

Mat Stainless Steel

BU\_FL027

Mat Black Powdercoated Steel

Dim 265 x 315 x 182 mm  
10.4 x 12.4 x 7.1 in

MOQ 1



**Flow Low Flat 1.2 Frame**

BU\_FL006 •

Mat Stainless Steel

BU\_FL026 •

Mat Black Powdercoated Steel

Dim 265 x 325 x 99 mm  
10.4 x 12.8 x 3.9 in

MOQ 1



**Flow Low Angled 1.2 Frame**

BU\_FL008 •

Mat Stainless Steel

BU\_FL028 •

Mat Black Powdercoated Steel

Dim 265 x 315 x 97 mm  
10.4 x 12.4 x 3.8 in

MOQ 1



**Flow Tall Flat 2.4 Frame**

BU\_FL009 •

Mat Stainless Steel

BU\_FL029 •

Mat Black Powdercoated Steel

Dim 530 x 163 x 184 mm  
20.9 x 6.4 x 7.2 in

MOQ 1



**Flow Low Flat 2.4 Frame**

BU\_FL010 •

Mat Stainless Steel

BU\_FL030 •

Mat Black Powdercoated Steel

Dim 530 x 163 x 99 mm  
20.9 x 6.4 x 3.9 in

MOQ 1

**Materials and Colours**



Stainless Steel



Black Powdercoated Steel



• Denotes 'Gold' product

## Flow Labels & Holders

Add functionality to your display with labeling. Flow label holders slot easily onto the edge of Flow trays and stands or can be used as stand-alone products.



**Flow Brass Label Holder**

BU\_LH002 •

**Mat** Brushed Brass

**Dim** 30ø x 38 mm  
1.2ø x 1.5 in

**MOQ** 1

**Note** Compatible with all Flow trays



**Flow Stainless Steel Label Holder**

BU\_LH004 •

**Mat** Brushed Stainless Steel

**Dim** 30ø x 38 mm  
1.2ø x 1.5 in

**MOQ** 1

**Note** Compatible with all Flow trays



**Flow Blank Label Card**

BU\_LC001

**Note** Pack of 250

**Mat** Uncoated Paper, White

**Dim** 86 x 55 mm  
3.4 x 2.2 in

**MOQ** 1

## Flow Trolleys

The Flow Trolley has been specified by the Craster design team to offer complete display flexibility. With multiple extending shelves and folding platforms, each trolley offers an adaptable solution for both single and double-sided service for action stations or grab-and-go display.

Flow's interchangeable and stackable components offer versatility to tailor gastronomic display and allow for efficient replenishment between front and back-of-house.



**Flow Oak Double Trolley**

TO\_RS101

**Mat** Oak, Matt Lacquer

**Open**

**Dim** 1694 × 1082 × 960 mm  
66.7 × 42.6 × 37.8 in

**Closed**

**Dim** 1356 × 700 × 960 mm  
53.4 × 27.6 × 37.8 in

**MOQ** 1

**Note** Maximum Load: 20kg per shelf, 10kg per flap



**Flow Oak Single Trolley**

TO\_RS102

**Mat** Oak, Matt Lacquer

**Open:**

**Dim** 1159 × 1082 × 960 mm  
45.6 × 42.6 × 37.8 in

**Closed:**

**Dim** 821 × 700 × 960 mm  
32.3 × 27.6 × 37.8 in

**MOQ** 1

**Note** Maximum Load: 20kg per shelf, 10kg per flap



**Flow Walnut Double Trolley**

TO\_RS103

**Mat** Walnut, Matt Lacquer

**Open**

**Dim** 1694 × 1082 × 960 mm  
66.7 × 42.6 × 37.8 in

**Closed**

**Dim** 1356 × 700 × 960 mm  
53.4 × 27.6 × 37.8 in

**MOQ** 1

**Note** Maximum Load: 20kg per shelf, 10kg per flap



**Flow Walnut Single Trolley**

TO\_RS104

**Mat** Walnut, Matt Lacquer

**Open:**

**Dim** 1159 × 1082 × 960 mm  
45.6 × 42.6 × 37.8 in

**Closed:**

**Dim** 821 × 700 × 960 mm  
32.3 × 27.6 × 37.8 in

**MOQ** 1

**Note** Maximum Load: 20kg per shelf, 10kg per flap



## Flow Hot and Cold Trolleys

The Flow Hot and Cold Trolley delivers dual cooling and heating functionality in one compact, versatile display unit, enabling functional flexibility from chilled breakfast juice stations to heated brunch action stations and frosted grab-and-go cuisine presentation. Specified by the Craster design team to withstand temperature changes, the food-safe, durable top offers a wide temperature range from -5°C (23°F) to 140°C (284°F). The trolley features multiple extending shelves, giving added storage for multi-height display with double-sided service.



**Flow Oak Hot & Cold Trolley**

TO\_HC2101

Plug UK Plug

TO\_HC2102

Plug EU (2 pin) Plug

TO\_HC2104

Plug US Plug

Mat Matt Lacquered Oak, Dekton

**Open**

Dim 1489 × 1082 × 960 mm  
58.6 × 42.6 × 37.8 in

**Closed**

Dim 829 × 700 × 960 mm  
32.6 × 27.6 × 37.8 in

MOQ 1

Note Maximum Load: 20kg per shelf, 10kg per flap  
Variable Temperature from -5°C to +140°C



**Flow Walnut Hot & Cold Trolley**

TO\_HC2201

Plug UK Plug

TO\_HC2202

Plug EU (2 pin) Plug

TO\_HC2204

Plug US Plug

Mat Matt Lacquer Walnut, Dekton

**Open**

Dim 1489 × 1082 × 960 mm  
58.6 × 42.6 × 37.8 in

**Closed**

Dim 829 × 700 × 960 mm  
32.6 × 27.6 × 37.8 in

MOQ 1

Note Maximum Load: 20kg per shelf, 10kg per flap  
Variable Temperature from -5°C to +140°C

• Denotes 'Gold' product

## Flow Oak Troughs

Designed and developed to offer the Flow Range greater volume capacity, the Flow Oak Troughs are ideal for bottle services. Trough liners enable easy replenishment and can extend the lifetime of the oak.



**Flow Tall Oak Trough Tray**

BU\_RS009

**Mat** Oak, Matt Lacquer  
**Dim** 530 x 250 x 200 mm  
20.9 x 9.8 x 7.9 in

**MOQ** 1



**Flow Oak Trough Tray**

BU\_RS007

**Mat** Oak, Matt Lacquer  
**Dim** 530 x 250 x 160 mm  
20.9 x 9.8 x 6.3 in

**MOQ** 1



**Flow Oak Half Trough Tray**

BU\_RS008

**Mat** Oak, Matt Lacquer  
**Dim** 265 x 250 x 160 mm  
10.4 x 9.8 x 6.3 in

**MOQ** 1



**Flow Half Trough Liner**

BU\_TL1321

**Mat** Transparent PETG  
**Dim** 250 x 235 x 128 mm  
9.8 x 9.2 x 5 in

**MOQ** 1

**Note** 2 Units required for use with Flow Trough Tray



**Flow Tall Oak Trough**

BU\_RS005

**Mat** Oak, Matt Lacquer  
**Dim** 574 x 250 x 857 mm  
22.6 x 9.8 x 33.7 in

**MOQ** 1

**Note** Includes: BU\_RS009 & BU\_RS007  
Assembly required



**Flow Oak Trough**

BU\_RS006

**Mat** Oak, Matt Lacquer  
**Dim** 574 x 250 x 432 mm  
22.6 x 9.8 x 17 in

**MOQ** 1

**Note** Includes: BU\_RS009  
Assembly required



## Fare Trolley System

A configurable F&B distribution and display system, the new Fare Trolley Range offers operational efficiency across a property from morning to night.

Designed to a gastronorm footprint and with agility in mind, Fare's modular approach allows trolleys to be used in isolation or built out to larger stations using the drop-in bridge.

The contemporary metal frame complements a selection of shelf materials (hardwoods and HPLs), which are reversible and replaceable, extending the longevity of the product.

Additional accessories extend the functionality with speed rails to maximise surface area and panels to conceal lower and middle shelves available, allowing the system to spend as much time as possible front of house and respond to changing needs throughout the day.



Watch the Video



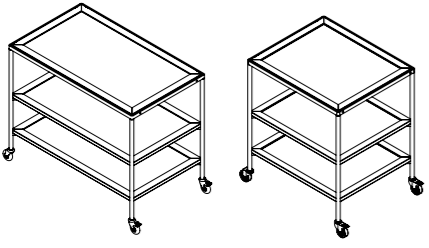

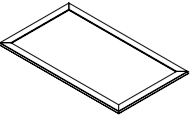

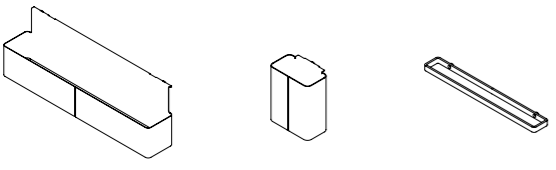

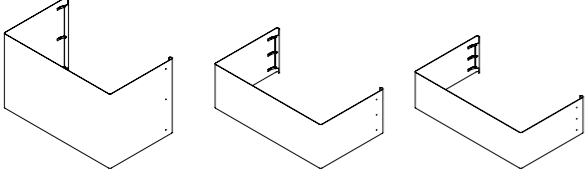

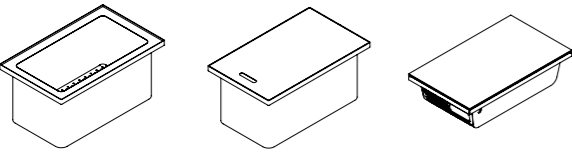



# Fare Trolley System

The Fare Trolley collection offers multiple configuration options.

Select from solid timber or HPL options and extend presentation surfaces using the bridges, which fit between two trolleys on the short or long side.

Additional accessories with speed rails and pots maximise surface area and mesh panels provide flexible concealed display.

	Fare Range	Material
<b>Trolley</b>	 <p>Fare Trolley 3.1      Fare Trolley 2.1</p>	 <p>Oak   Walnut   Black Lacquered   Double sided HPL</p>
<b>Bridge</b>		 <p>Oak   Walnut   Black Lacquered   Double sided HPL</p>
<b>Accessories</b>	 <p>Speed Rail      Cutlery Pot      Push Handle</p>	 <p>Mild steel</p>
<b>Meshes</b>	<p>*compatible with Fare 3.1</p>  <p>Full Three Side Mesh      Upper Three Side Mesh      Lower Three Side Mesh</p>	 <p>Poly Mesh</p>
<b>Drop Ins</b>	 <p>Ice Well Drop-In      Ice Well Lid      Hot/Cold Drop-In</p>	 <p>Stainless steel   Compact Laminate   Mild steel</p>





## Fare Trolley System

The Fare Trolley and Bridge are designed to optimise F&B presentations, with the flexible slot-in bridge fitting on top of the trolley for transport and storage and easily bridging two trolleys to provide additional surface display.

Available in solid timber and HPL options. Accessories operate across both 3.1 and 2.1 trolleys.

### Fare Trolley 3.1



**Fare 3.1 Oak Trolley**

TO\_MOD31\_OAKN  
**Mat** Mild Steel, Lacquered Oak  
**Dim** 1100 x 650 x 880 mm  
 43.3 x 25.6 x 34.6 in  
**MOQ** 2



**Fare Oak Bridge**

TO\_MODB31\_OAKN  
**Mat** Oak, Lacquered  
**Dim** 1100 x 650 x 28 mm  
 43.3 x 25.6 x 1.1 in  
**MOQ** 2



**Fare 3.1 Walnut Trolley**

TO\_MOD31\_WALN  
**Mat** Mild Steel, Lacquered Walnut  
**Dim** 1100 x 650 x 880 mm  
 43.3 x 25.6 x 34.6 in  
**MOQ** 2



**Fare Walnut Bridge**

TO\_MODB31\_WALN  
**Mat** Walnut, Lacquered  
**Dim** 1100 x 650 x 28 mm  
 43.3 x 25.6 x 1.1 in  
**MOQ** 2



**Fare 3.1 Black Trolley**

TO\_MOD31\_OAKB  
**Mat** Mild Steel, Black Lacquered  
**Dim** 1100 x 650 x 880 mm  
 43.3 x 25.6 x 34.6 in  
**MOQ** 1



**Fare Black Bridge**

TO\_MODB31\_OAKB  
**Mat** Black, Lacquered  
**Dim** 1100 x 650 x 28 mm  
 43.3 x 25.6 x 1.1 in  
**MOQ** 1



**Fare 3.1 HPL Black and White Marble Trolley**

TO\_MOD31\_B4245  
**Mat** Mild Steel, HPL + Reef Edge  
**Dim** 1100 x 650 x 880 mm  
 43.3 x 25.6 x 34.6 in  
**MOQ** 2



**Fare HPL Black and White Marble Bridge**

TO\_MODB31\_B4245  
**Mat** Double sided HPL  
**Dim** 1100 x 650 x 28 mm  
 43.3 x 25.6 x 1.1 in  
**MOQ** 2

### Fare Trolley 2.1



**Fare 2.1 Black Trolley**

TO\_MOD21\_OAKB  
**Mat** Mild Steel, Black Lacquered  
**Dim** 791 x 669 x 897 mm  
 31.14 x 26.34 x 35.31 in  
**MOQ** 1



**Fare 2.1 Oak Trolley**

TO\_MOD21\_OAKN  
**Mat** Mild Steel, Lacquered Oak  
**Dim** 791 x 669 x 897 mm  
 31.14 x 26.34 x 35.31 in  
**MOQ** 2



**Fare 2.1 Walnut Trolley**

TO\_MOD21\_WALN  
**Mat** Mild Steel, Lacquered Walnut  
**Dim** 791 x 669 x 897 mm  
 31.14 x 26.34 x 35.31 in  
**MOQ** 2



**Fare 2.1 Laminate Black and White Marble**

TO\_MOD21\_B4245  
**Mat** Mild Steel, HPL + Reef Edge  
**Dim** 791 x 669 x 897 mm  
 31.14 x 26.34 x 35.31 in  
**MOQ** 2

## Fare Trolley Accessories

The Fare Accessories offer additional functionality to the trolley system, with speed rails and pots slotting on to the top of the trolley ideal for bottles, cutlery or merchandising, and mesh panels providing covered solutions, which roll up for easy storage.



**Fare Trolley Speed Rail**

TO\_MOD\_SRGNMSPCB

**Mat** Mild steel, black powdercoat, Polyester Felt

**Dim** 650 x 123 x 212 mm  
25.6 x 4.8 x 8.4 in

**MOQ** 1



**Fare Trolley Cutlery Pot**

TO\_MOD\_CPMSPCB

**Mat** Mild steel, black powdercoat, Polyester Felt

**Dim** 125 x 78 x 152 mm  
4.9 x 3.1 x 6 in

**MOQ** 1



**Fare Trolley Push Handle**

TO\_MOD\_PHGNMSPCB

**Mat** Mild steel, black powdercoat, Polyester Felt

**Dim** 650 x 93 x 25 mm  
25.6 x 3.6 x 1 in

**MOQ** 1



**Fare Trolley Full Three Side Mesh**

TO\_MOD\_MP31F3MEB

**Mat** Poly Mesh, Elastic, Press Studs

**Dim** 2716 x 667 mm  
107 x 26.3 in

**MOQ** 1

**Note** Operates only with 3.1 trolley size.



**Fare Trolley Upper Three Side Mesh**

TO\_MOD\_MP31U3MEB

**Mat** Poly Mesh, Elastic, Press Studs

**Dim** 2716 x 317 mm  
107 x 12.5 in

**MOQ** 1

**Note** Operates only with 3.1 trolley size.



**Fare Trolley Lower Three Side Mesh**

TO\_MOD\_MP31L3MEB

**Mat** Poly Mesh, Elastic, Press Studs

**Dim** 2716 x 395 mm  
107 x 15.5 in

**MOQ** 1

**Note** Operates only with 3.1 trolley size.





## Fare Ice Wells / Heating and Cooling

Fare flexibility showcases signature Craster lightness and dexterity to front of house theatre.

Gastronorm drop-in solutions expand the Fare range's agility. Create stunning hot, cool and ambient cuisine displays with dual-function Hot and Cold units or expand mobile cocktail bars with drainable ice well units.

Available from Q3 2024. Contact Craster for additional information.



### Ice Well Drop-In

TO\_MOD\_IW002

**Mat** Stainless Steel  
**Dim** 624 x 373 x 318 mm  
24.6 x 14.7 x 12.5 in


**MOQ** 1



### Ice Well Lid

TO\_MOD\_IW002

**Mat** Compact Laminate  
**Note** Comes with the Ice Well



### Filler Panel 2.1

TO\_MOD\_FP21LAM01

**Mat** Double sided HPL  
**Dim** 373 x 624 x 25 mm  
14.7 x 24.6 x 1 in

**MOQ** 1



### Filler Panel 3.1

TO\_MOD\_FP31LAM01

**Mat** Double sided HPL  
**Dim** 699 x 624 x 25 mm  
27.5 x 24.6 x 1 in

**MOQ** 1



### Hot / Cold Drop-In

TO\_MOD\_HC001

**Mat** Mild Steel  
**Dim** 624 x 373 x 144 mm  
24.6 x 14.7 x 5.7 in

**MOQ** 1

**Note** Variable temperature -5°C (23°F) to 140°C (284°F).

## Stak Shelving Unit

Introducing Stak, the latest agile F&B furniture system from Craster. The innovative new system offers an ideal combination of F&B buffet and events furniture in a single system to reduce hospitality inventory across properties. Deliver agile luncheon buffets, mass catering, moveable grab-and-go displays and back bars within the Stak system.

Intelligently designed around the Gastronorm footprint, the Stak System shelves are crafted with discreet raised edges to secure trays from the Craster Flow range. The perimeter of each shelf grips two 1.1 or four 1.2 trays, with excellent locked fit for ease of transportation. Stak is engineered for easy assembly, with locking pins to angle and carry each shelf.

Developed with a rigid steel frame, shelves may be placed and angled at any height within the structure. Robust, discreet wheels enable back of house setup before movement to front of house in a single push.

Shelving units can be bridged together at any height to create large, continuous displays across interiors.

*Contact Craster for additional information and to request bespoke accessories.*



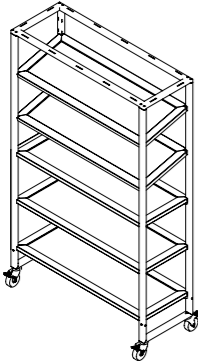



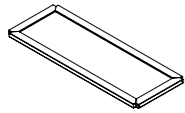





# Stak Shelving Unit

Stak Shelving enables added agility to front of house displays with a unique, intuitive construction.

Each shelf within the frame can be angled or flat to offer dynamic presentation and storage surfaces.

Bridges connect shelving units to lengthen merchandising areas.

Wheels and cable management provide flexibility in the Stak system. Coverage panels and signage accessories available on request.

	Stak Range	Material
Stak Shelving Unit		<ul style="list-style-type: none"> <li> Oak</li> <li> Walnut</li> <li> Black Lacquered</li> </ul>
Shelf / Bridge		<ul style="list-style-type: none"> <li> Oak</li> <li> Walnut</li> <li> Black Lacquered</li> </ul>
Accessories	 Cable Clip	<ul style="list-style-type: none"> <li> Nylon</li> </ul>





## Stak Shelving Unit

The Stak System is composed of shelving components, bridges and accessories. Start by selecting a shelving unit, then build out the front of house display by compiling more within the Stak suite.

Contact Craster for signage accessories.



**Stak Oak Shelving Unit**

SV\_MOD21\_ON

**Mat** Mild Steel, Lacquered Oak

**Dim** 1231 x 450 x 2013 mm  
48.5 x 17.7 x 79.3 in

**MOQ** 1



**Stak Oak Shelf / Bridge**

SV\_MOD21\_SHON

**Mat** Oak, Lacquered

**Dim** 1179 x 444 x 30 mm  
46.4 x 17.4 x 1.2 in

**MOQ** 1



**Stak Walnut Shelving Unit**

SV\_MOD21\_WN

**Mat** Mild Steel, Lacquered Walnut

**Dim** 1231 x 450 x 2013 mm  
48.5 x 17.7 x 79.3 in

**MOQ** 1



**Stak Oak Shelf / Bridge**

SV\_MOD21\_SHWN

**Mat** Walnut, Lacquered

**Dim** 1179 x 444 x 30 mm  
46.4 x 17.4 x 1.2 in

**MOQ** 1



**Stak Black Shelving Unit**

SV\_MOD21\_OB

**Mat** Mild Steel, Black Lacquered

**Dim** 1231 x 450 x 2013 mm  
48.5 x 17.7 x 79.3 in

**MOQ** 1



**Stak Black Shelf / Bridge**

SV\_MOD21\_SHOB

**Mat** Black, Lacquered

**Dim** 1179 x 444 x 30 mm  
46.4 x 17.4 x 1.2 in

**MOQ** 1



**Stak Cable Clip**

SV\_MOD\_CC

**Mat** Nylon

**Dim** 54 x 23 x 23 mm  
2.1 x 0.9 x 0.9 in

**MOQ** 1

## Tilt

---

Tilt is a unique, flexible display system that offers endless possibilities for creative gastronomic expression.

Comprised of multi-height cylindrical metal frames in stainless, black powdercoated steel or brass finished steel compatible with serving top solutions in a variety of materials, the Tilt Range enables creative display with elegance and poise.

Tilt's interchangeable serving tops include bowls, extended plinths and juice dispensers, offering an elegant display service ready for quick changes between meals. Each component is also ideal for single-serve, with sleek salad bowls and luxurious marble plinths ideal for desserts.



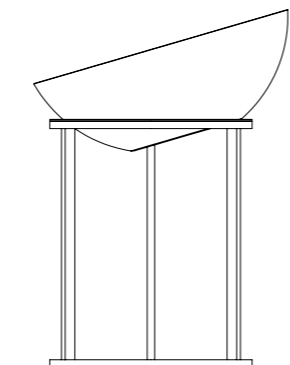
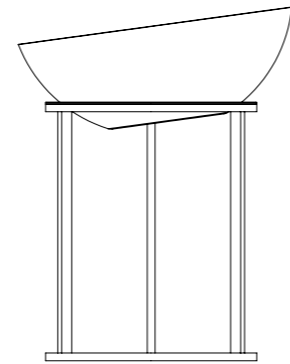
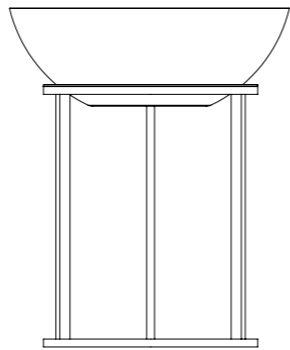


# Tilt Range

Tilt is a flexible system comprised of cylindrical metal frames compatible with serving top solutions for both wet and dry foods as part of a large display or in single-serve.

To build a custom display, select a frame height, then pick from bowls, plinths and juice dispensers made from luxurious marble, black glass, stainless steel or solid wood.

	Size	Material
Bowls		<ul style="list-style-type: none"> <li>Black Ceramic</li> <li>Dark Grey Ceramic</li> <li>Light Grey Ceramic</li> <li>White Ceramic</li> </ul>
		<ul style="list-style-type: none"> <li>Walnut</li> <li>Brass PCD and Steel</li> <li>Olive Wood</li> </ul>
Glass Jars		Clear Glass
		Clear Glass
Plinth		<ul style="list-style-type: none"> <li>Oak</li> <li>Walnut</li> <li>White Marble</li> <li>Black Marble</li> <li>Black Glass</li> <li>Green Marble</li> </ul>
		<ul style="list-style-type: none"> <li>Oak</li> <li>Walnut</li> <li>White Marble</li> <li>Black Marble</li> <li>Black Glass</li> <li>Green Marble</li> </ul> <p>*XL Plinth only available in Oak &amp; Walnut</p>
Long Plinth		<ul style="list-style-type: none"> <li>Oak</li> <li>Walnut</li> <li>Black Glass</li> </ul>
		<ul style="list-style-type: none"> <li>Steel</li> <li>Powder-coated Black</li> <li>Brass PCD and Steel</li> </ul>
Frames		<ul style="list-style-type: none"> <li>Steel</li> <li>Powder-coated Black</li> </ul>
		<ul style="list-style-type: none"> <li>Steel</li> <li>Powder-coated Black</li> </ul>



# Tilt Bowls

Tilt bowls are intelligently engineered to fit seamlessly within Tilt frames, with an ability to be tilted at various angles to enhance food volume. Ceramic bowls are perfect for cereal and salad presentation and brass is an ideal material for wet food display. Select walnut to match plinth and tray materials.



Tilt Black Ceramic Bowl

Large	Medium	Small
BW_CR1801 •	BW_CR1802 •	BW_CR1803 •
<b>Mat</b> Ceramic	<b>Mat</b> Ceramic	<b>Mat</b> Ceramic
<b>Dim</b> 290ø × 100 mm 11.4ø × 3.9 in	<b>Dim</b> 250ø × 85 mm 9.8ø × 3.3 in	<b>Dim</b> 210ø × 70 mm 8.2ø × 2.7 in
<b>Vol</b> 3.5 litres 0.9 gallons	<b>Vol</b> 2 litres 0.5 gallons	<b>Vol</b> 1 litre 0.2 gallons
<b>MOQ</b> 1	<b>MOQ</b> 1	<b>MOQ</b> 1
<b>Note</b> Dishwasher safe	<b>Note</b> Dishwasher safe	<b>Note</b> Dishwasher safe



Tilt Dark Grey Ceramic Bowl

Large	Medium	Small
BW_CR1501 •	BW_CR1502 •	BW_CR1503 •
<b>Mat</b> Ceramic	<b>Mat</b> Ceramic	<b>Mat</b> Ceramic
<b>Dim</b> 290ø × 100 mm 11.4ø × 3.9 in	<b>Dim</b> 250ø × 85 mm 9.8ø × 3.3 in	<b>Dim</b> 210ø × 70 mm 8.2ø × 2.7 in
<b>Vol</b> 3.5 litres 0.9 gallons	<b>Vol</b> 2 litres 0.5 gallons	<b>Vol</b> 1 litre 0.2 gallons
<b>MOQ</b> 1	<b>MOQ</b> 1	<b>MOQ</b> 1
<b>Note</b> Dishwasher safe	<b>Note</b> Dishwasher safe	<b>Note</b> Dishwasher safe



Tilt Light Grey Ceramic Bowl

Large	Medium	Small
BW_CR1601 •	BW_CR1602 •	BW_CR1603 •
<b>Mat</b> Ceramic	<b>Mat</b> Ceramic	<b>Mat</b> Ceramic
<b>Dim</b> 290ø × 100 mm 11.4ø × 3.9 in	<b>Dim</b> 250ø × 85 mm 9.8ø × 3.3 in	<b>Dim</b> 210ø × 70 mm 8.2ø × 2.7 in
<b>Vol</b> 3.5 litres 0.9 gallons	<b>Vol</b> 2 litres 0.5 gallons	<b>Vol</b> 1 litre 0.2 gallons
<b>MOQ</b> 1	<b>MOQ</b> 1	<b>MOQ</b> 1
<b>Note</b> Dishwasher safe	<b>Note</b> Dishwasher safe	<b>Note</b> Dishwasher safe



Tilt White Ceramic Bowl

Large	Medium	Small
BW_CR1701 •	BW_CR1702 •	BW_CR1703 •
<b>Mat</b> Ceramic	<b>Mat</b> Ceramic	<b>Mat</b> Ceramic
<b>Dim</b> 290ø × 100 mm 11.4ø × 3.9 in	<b>Dim</b> 250ø × 85 mm 9.8ø × 3.3 in	<b>Dim</b> 210ø × 70 mm 8.2ø × 2.7 in
<b>Vol</b> 3.5 litres 0.9 gallons	<b>Vol</b> 2 litres 0.5 gallons	<b>Vol</b> 1 litre 0.2 gallons
<b>MOQ</b> 1	<b>MOQ</b> 1	<b>MOQ</b> 1
<b>Note</b> Dishwasher safe	<b>Note</b> Dishwasher safe	<b>Note</b> Dishwasher safe



Tilt Brass Bowl

Large	Medium	Small
BW_BR1903 •	BW_BR1902 •	BW_BR1901 •
<b>Mat</b> Brass PVD and Stainless Steel	<b>Mat</b> Brass PVD and Stainless Steel	<b>Mat</b> Brass PVD and Stainless Steel
<b>Dim</b> 285ø × 100 mm 11.2ø × 3.9 in	<b>Dim</b> 250ø × 85 mm 9.8ø × 3.3 in	<b>Dim</b> 215ø × 70 mm 8.5ø × 2.7 in
<b>Vol</b> 4.1 litres 1.1 gallons	<b>Vol</b> 2.5 litres 0.7 gallons	<b>Vol</b> 1.5 litres 0.4 gallons
<b>MOQ</b> 1	<b>MOQ</b> 1	<b>MOQ</b> 1
<b>Note</b> Dishwasher safe	<b>Note</b> Dishwasher safe	<b>Note</b> Dishwasher safe



## Tilt Olive & Walnut Bowls

Crafted from solid timbers, Craster Tilt wooden bowls are available in sophisticated black walnut or richly-grained olive wood with a natural live edge. All timber products feature natural grain variation. Olive wood bowls are crafted by hand in small batches and may vary in size and finish.



### Large Rustic Olive Wood Bowl

BW\_OR2103

**Mat** Olive Wood (solid)  
**Dim** 290ø × 100 mm  
 11.4ø × 3.9 in  
**MOQ** 1



### Medium Rustic Olive Wood Bowl

BW\_OR2102

**Mat** Olive Wood (solid)  
**Dim** 250ø × 85 mm  
 9.8ø × 3.3 in  
**MOQ** 1



### Small Rustic Olive Wood Bowl

BW\_OR2101

**Mat** Olive Wood (solid)  
**Dim** 210ø × 70 mm  
 8.3ø × 2.8 in  
**MOQ** 1



### Mini Rustic Olive Wood Bowl

BW\_OR2100

**Mat** Olive Wood (solid)  
**Dim** 120ø × 40 mm  
 4.7ø × 1.6 in  
**MOQ** 1



### Large Tilt Walnut Wood Bowl

BW\_WR1203 •

**Mat** Walnut  
**Dim** 285ø × 100 mm  
 11.2ø × 3.9 in  
**Vol** 2.9 litres  
 0.8 gallons  
**MOQ** 1



### Medium Tilt Walnut Wood Bowl

BW\_WR1202 •

**Mat** Walnut  
**Dim** 250ø × 85 mm  
 9.8ø × 3.3 in  
**Vol** 1.7 litres  
 0.4 gallons  
**MOQ** 1



### Small Tilt Walnut Wood Bowl

BW\_WR1201 •

**Mat** Walnut  
**Dim** 215ø × 70 mm  
 8.5ø × 2.7 in  
**Vol** 0.8 litres  
 0.21 gallons  
**MOQ** 1



## Tilt Frames

Tilt frames feature a precision fitted rubber ring, which gently grips the bowl and plinth surfaces, allowing for curated display with secure positioning.

Available in stainless, black powdercoated or brass finished steel.



**Tilt Extra Tall Stainless Steel Frame**

BU\_RR6104  
**Mat** Stainless Steel  
**Dim** 218ø x 350 mm  
 8.6ø x 13.7 in  
**MOQ** 1



**Tilt Tall Stainless Steel Frame**

BU\_RR6103 •  
**Mat** Stainless Steel  
**Dim** 218ø x 265 mm  
 8.6ø x 10.4 in  
**MOQ** 1



**Tilt Medium Stainless Steel Frame**

BU\_RR6102 •  
**Mat** Stainless Steel  
**Dim** 218ø x 180 mm  
 8.6ø x 7 in  
**MOQ** 1



**Tilt Low Stainless Steel Frame**

BU\_RR6101 •  
**Mat** Stainless Steel  
**Dim** 218ø x 95 mm  
 8.6ø x 3.7 in  
**MOQ** 1



**Tilt Extra Tall Black Frame**

BU\_RR6204 •  
**Mat** Powder Coated Black  
**Dim** 218ø x 350 mm  
 8.6ø x 13.7 in  
**MOQ** 1



**Tilt Tall Black Frame**

BU\_RR6203 •  
**Mat** Powder Coated Black  
**Dim** 218ø x 265 mm  
 8.6ø x 10.4 in  
**MOQ** 1



**Tilt Medium Black Frame**

BU\_RR6202 •  
**Mat** Powder Coated Black  
**Dim** 218ø x 180 mm  
 8.6ø x 7 in  
**MOQ** 1



**Tilt Low Black Frame**

BU\_RR6201 •  
**Mat** Powder Coated Black  
**Dim** 218ø x 95 mm  
 8.6ø x 3.7 in  
**MOQ** 1



**Tilt Extra Tall Brass Frame**

BU\_RR6304  
**Mat** Brass PVD and Stainless Steel  
**Dim** 218ø x 350 mm  
 8.6ø x 13.7 in  
**MOQ** 1



**Tilt Tall Brass Frame**

BU\_RR6303 •  
**Mat** Brass PVD and Stainless Steel  
**Dim** 218ø x 265 mm  
 8.6ø x 10.4 in  
**MOQ** 1



**Tilt Medium Brass Frame**

BU\_RR6302 •  
**Mat** Brass PVD and Stainless Steel  
**Dim** 218ø x 180 mm  
 8.6ø x 7 in  
**MOQ** 1



**Tilt Low Brass Frame**

BU\_RR6301 •  
**Mat** Brass PVD and Stainless Steel  
**Dim** 218ø x 95 mm  
 8.6ø x 3.7 in  
**MOQ** 1



## Tilt Frames

Choreograph exceptional culinary displays with the Tilt Triple Frame. Pair a stainless steel or black Triple Frame with juice dispensers, glass jars or a range of luxurious plinths to create visually powerful, multi-material presentations.

Three-Tier Frames offer ideal high tea service platforms and can be bridged with Tilt long plinths.



**Tilt Stainless Steel Three-Tier Frame**

BU\_RR6105 •

**Mat** Stainless Steel  
**Dim** 242 × 218 × 553 mm  
 9.5 × 8.6 × 21.8 in

**MOQ** 1



**Tilt Black Three-Tier Frame**

BU\_RR6205 •

**Mat** Powder Coated Black  
**Dim** 242 × 218 × 553 mm  
 9.5 × 8.6 × 21.8 in

**MOQ** 1



**Tilt Stainless Steel Triple Frame**

BU\_TR001 •

**Mat** Stainless Steel  
**Dim** 662 × 218 × 180 mm  
 26 × 8.6 × 7 in

**MOQ** 1



**Tilt Black Triple Frame**

BU\_TR021 •

**Mat** Powder Coated Black  
**Dim** 662 × 218 × 180 mm  
 26 × 8.6 × 7 in

**MOQ** 1



## Tilt Plinths

Perfectly proportioned plinths for cake, bread and wet or dry ambient foods display in robust hardwoods and luxurious marbles. Large and Round plinths locate securely onto Tilt frames while Long plinths are carried by pairs of frames.



**Tilt Round Oak Plinth**

BU\_OP1109

**Mat** Oak, Oiled

**Dim** 218ø × 25 mm  
8.6ø × 1 in

**MOQ** 1



**Tilt Round Walnut Plinth**

BU\_WP1209 •

**Mat** Walnut, Oiled

**Dim** 218ø × 25 mm  
8.6ø × 1 in

**MOQ** 1



**Tilt Round Grey Marble Plinth**

BU\_MP1509 •

**Mat** Grey Marble

**Dim** 218ø × 25 mm  
8.6ø × 1 in

**MOQ** 1



**Tilt Round White Marble Plinth**

BU\_MP1609 •

**Mat** White Marble

**Dim** 218ø × 25 mm  
8.6ø × 1 in

**MOQ** 1



**Tilt Round Green Marble Plinth**

BU\_MP1709

**Mat** Verde Guatemala Marble

**Dim** 218ø × 25 mm  
8.6ø × 1 in

**MOQ** 1



**Tilt Long Oak Plinth**

BU\_OP1108

**Mat** Oak, Oiled

**Dim** 770 × 218 × 25 mm  
30.3 × 8.6 × 1 in

**MOQ** 1



**Tilt Long Walnut Plinth**

BU\_WP1208 •

**Mat** Walnut, Oiled

**Dim** 770 × 218 × 25 mm  
30.3 × 8.6 × 1 in

**MOQ** 1



## Tilt Black Glass Plinths

Designed to celebrate sophisticated gastronomy, these sleek, reflective plinths accentuate and reflect the cuisine display.

The lustrous dark surface sharply contrasts food textures, providing a blank canvas for unique cuisine curation. Crafted from bonded Float glass, each plinth invisibly and securely locates onto the Tilt frame to create a minimalist, seamless display surface.

Designed to fit seamlessly with all Tilt frames, plinths can be tiered to create a multi-height display.



**Tilt Large Round Black Glass Plinth**

BU\_GP0041

**Mat** Soda Lime Glass

**Dim** 320ø x 20 mm  
11.6ø x 0.8 in

**MOQ** 1

**Note** Compatible with cloche BU\_GC001



**Tilt Long Black Glass Plinth**

BU\_GP0040

**Mat** Soda Lime Glass

**Dim** 770 x 218 x 20 mm  
30.3 x 8.6 x 0.8 in

**MOQ** 1



**Tilt Round Black Glass Plinth**

BU\_GP0042

**Mat** Soda Lime Glass

**Dim** 218ø x 20 mm  
8.6ø x 0.8 in

**MOQ** 1



**Large Glass Cloche**

BU\_GC001 •

**Mat** Glass

**Dim** 296ø x 145 mm  
11.6ø x 5.7 in

**MOQ** 1

## Tilt Drinks Service

With its elegant curves and simple, functional features, the ice-free Tilt Juice Dispenser is a perfect addition to any group setting, quenching guests' thirst with a seamless serving experience.

The innovative ice-free cooling system keeps 8 litres of liquid (2.1 Gallons) cool for up to 4 hours, ensuring seamless service across safely-timed guest visits, with an intelligently-designed drip tray locating easily onto the Tilt frame for enhanced stability and reduced spills.

Hand blown from soda lime glass, our carafes feature a tapered neck with angled top for pouring. Ideal for serving water or juices, the carafe can be used alone or combined with Flow Carafe Risers or Flow 2.4 Carafe Plinths to create a unique display for groups or alone for in-room or at-table dining. Add Carafe Corks to stop spills and cover drinks between services.



**Tilt Juice Dispenser**

SET\_JD •

**Note** Tilt frame not included

SET\_JDTR •

**Note** BU\_RR6102 Tilt Medium Stainless Steel Frame included

**Mat** Clear Glass and Stainless Steel

**Dim** 218 x 348 x 322 mm  
8.6 x 13.7 x 12.7 in

**Vol** 8 litres  
2.1 gallons

**MOQ** 1



**Tilt Large Glass Carafe**

BU\_CF0109 •

**Mat** Soda Lime Glass

**Dim** 92ø x 271 mm  
3.6ø x 10.7 in

**Vol** 1 litres

**MOQ** 1



**Tilt Medium Glass Carafe**

BU\_CF0209

**Mat** Soda Lime Glass

**Dim** 92ø x 211 mm  
3.6ø x 8.3 in

**Vol** 0.75 litres

**MOQ** 1



**Tilt Small Glass Carafe**

BU\_CF0309

**Mat** Soda Lime Glass

**Dim** 92ø x 159 mm  
3.6ø x 6.3 in

**Vol** 0.5 litres

**MOQ** 1



**Tilt Tall Oak Carafe Riser**

BU\_CR0103

**Mat** Oak, Lacquered

**Dim** 116ø x 117 mm  
4.6ø x 4.6 in

**MOQ** 1

**Tilt Mid Oak Carafe Riser**

BU\_CR0102

**Mat** Oak, Lacquered

**Dim** 116ø x 71 mm  
4.6ø x 2.8 in

**MOQ** 1

**Tilt Low Oak Carafe Riser**

BU\_CR0101

**Mat** Oak, Lacquered

**Dim** 116ø x 25 mm  
4.6ø x 1 in

**MOQ** 1



**Flow Oak 2.4 Carafe Plinth**

BU\_FT0103

**Mat** Oak, Lacquered

**Dim** 530 x 162 x 20 mm  
20.8 x 6.3 x 0.7 in

**MOQ** 1

**Note** Compatible with all 2.4 products



**Flow Walnut 2.4 Carafe Plinth**

BU\_FT0203

**Mat** Walnut, Lacquered

**Dim** 530 x 162 x 20 mm  
20.8 x 6.3 x 0.7 in

**MOQ** 1

**Note** Compatible with all 2.4 products



**Carafe Cork**

BU\_CL010

**Mat** Cork

**Dim** 99 x 99 x 51 mm  
3.9 x 3.9 x 2 in

**MOQ** 1



## Tilt Glass Jars

Designed to fit with three different height Tilt frames, these three-litre jars are the perfect solution for elegant cereal or ice display. The turned walnut or oak lid can sit effortlessly on the edge of the jar for single-handed serving, adding a high end feel to a single-serve presentation or hygiene-conscious buffet.

Cut from solid walnut or oak, the Wooden Spoon completes the functional Tilt Jar set. Each Wooden Spoon is ergonomically designed for easy handling.



**Tilt Large Glass Jar**

**BU\_GJ001 •**  
**Mat** Soda Lime Glass  
**Dim** 218ø × 165 mm  
 8.6ø × 6.5 in  
**Vol** 3 litres  
 0.79 gallons  
**MOQ** 1



**Tilt Oak Jar Lid**

**BU\_OL001 •**  
**Mat** Oak, Oiled  
**Dim** 207ø × 30 mm  
 8.1ø × 1.1 in  
**MOQ** 1



**Tilt Oak Spoon**

**BU\_SP011 •**  
**Mat** Oak, Oiled  
**Dim** 245 × 80 × 38 mm  
 9.6 × 3.1 × 1.5  
**MOQ** 1



**Tilt Walnut Jar Base**

**BU\_WB001**  
**Mat** Walnut, Oiled  
**Dim** 210ø × 19 mm  
 8.3ø × 0.7 in  
**MOQ** 1



**Tilt Walnut Jar Lid**

**BU\_WL001 •**  
**Mat** Walnut, Oiled  
**Dim** 207ø × 30 mm  
 8.1ø × 1.1 in  
**MOQ** 1



**Tilt Walnut Spoon**

**BU\_SP001 •**  
**Mat** Walnut, Oiled  
**Dim** 245 × 80 × 38 mm  
 9.6 × 3.1 × 1.5  
**MOQ** 1



**Tilt Oak Mini Glass Jar Set**

**SET\_GJ001**

**Tilt Mini Glass Jar**  
**Mat** Soda Lime Glass  
**Dim** 125ø × 95 mm  
 5ø × 3.7 in  
**Vol** 500 ml  
 17 oz

**Tilt Oak Mini Jar Lid**

**Mat** Oak, Oiled  
**Dim** 116ø × 17 mm  
 4.6ø × 0.7 in

**Tilt Oak Mini Jar Triple Base**

**Mat** Oak, Oiled  
**Dim** 450 × 145 × 15 mm  
 17.7 × 5.7 × 0.6 in  
**MOQ** 1



**Tilt Walnut Mini Glass Jar Set**

**SET\_GJW01**

**Tilt Mini Glass Jar**  
**Mat** Soda Lime Glass  
**Dim** 125ø × 95 mm  
 5ø × 3.7 in  
**Vol** 500 ml  
 17 oz

**Tilt Walnut Mini Jar Lid**

**Mat** Walnut, Oiled  
**Dim** 116ø × 17 mm  
 4.6ø × 0.7 in

**Tilt Walnut Mini Jar Triple Base**

**Mat** Walnut, Oiled  
**Dim** 450 × 145 × 15 mm  
 17.7 × 5.7 × 0.6 in  
**MOQ** 1





## Tilt Large Collection

Inspired by the Craster Tilt collection, the new Tilt Large range features an expanded footprint to accommodate larger serving sizes and presentation surfaces. Large frames feature a precision-fitted rubber gasket, which gently grips the surface of large Tilt pieces, allowing them to be used at multiple angles while offering poise at height.

Luxurious marbles and natural timbers offer exceptional display surfaces in this expanded footprint. Tilt Large Frames are available in Tall, Medium and Short.

Tilt Large Plinths operate on both Tilt Large and classic Tilt frame sizes. Tilt Extra Large Plinths operate only on Tilt Large frames.



**Tilt Tall Large Black Frame**

BU\_RR6213

**Mat** Powder Coated Black  
**Dim** 320ø × 265 mm  
12.6ø × 10.4 in  
**MOQ** 1



**Tilt Medium Large Black Frame**

BU\_RR6212

**Mat** Powder Coated Black  
**Dim** 320ø × 180 mm  
12.5ø × 7 in  
**MOQ** 1



**Tilt Low Large Black Frame**

BU\_RR6211

**Mat** Powder Coated Black  
**Dim** 320ø × 95 mm  
12.6ø × 3.7 in  
**MOQ** 1



**Tilt Extra Large Round Oak Plinth**

BU\_OP1120

**Mat** Oak, Oiled  
**Dim** 400ø × 25 mm  
15.07ø × 1 in  
**MOQ** 1



**Tilt Extra Large Round Walnut Plinth**

BU\_WP1220

**Mat** Walnut, Oiled  
**Dim** 400ø × 25 mm  
15.07ø × 1 in  
**MOQ** 1



**Tilt Large Round Oak Plinth**

BU\_OP1119

**Mat** Oak, Oiled  
**Dim** 320ø × 25 mm  
11.6ø × 1 in  
**MOQ** 1

**Note** Compatible with cloche BU\_GC001



**Tilt Large Round Walnut Plinth**

BU\_WP1219

**Mat** Walnut, Oiled  
**Dim** 320ø × 25 mm  
11.6ø × 1 in  
**MOQ** 1

**Note** Compatible with cloche BU\_GC001



**Tilt Large Round White Marble Plinth**

BU\_MP1610

**Mat** White Marble  
**Dim** 320ø × 25 mm  
12.6ø × 1 in  
**MOQ** 1



**Tilt Large Round Grey Marble Plinth**

BU\_MP1510

**Mat** Grey Marble  
**Dim** 320ø × 25 mm  
12.6ø × 1 in  
**MOQ** 1



**Tilt Large Round Green Marble Plinth**

BU\_MP1710

**Mat** Verde Guatemala marble, cork  
**Dim** 320ø × 25 mm  
12.6ø × 1 in  
**MOQ** 1

## Porcelain Condiment Pots

Introducing Craster porcelain. Use the elegant porcelain condiment pots alone or create a statement display with a solid timber plinth, beautifully designed in oak or walnut. Pots are dishwasher safe.



### Oak Porcelain Condiment Set

**SET\_CS0**  
**Mat** Porcelain, Oak  
**Dim** 260 x 100 x 65 mm  
 10.2 x 3.9 x 2.5 in  
**Vol** 85 ml  
 3 oz  
**MOQ** 1

### Walnut Porcelain Condiment Set

**SET\_CSW**  
**Mat** Porcelain, Walnut  
**Dim** 260 x 100 x 65 mm  
 10.2 x 3.9 x 2.5 in  
**Vol** 85 ml  
 3 oz  
**MOQ** 1

## Porcelain Amuse Bouche

Elevate small serve presentation with this delicately angled, slim-walled porcelain range. A contemporary take on amuse bouche presentation, our intelligently-designed angled amuse bouche vessel is ideal for use with delicate, small-serve cuisine. Available in packs of six. Dishwasher safe.



### Porcelain Amuse Bouche Set

**SET\_BU\_PAB001**  
**Mat** Porcelain, Glazed  
**Dim** 98 x 58 x 25 mm  
 3.8 x 2.3 x 1 in  
**Vol** 3.25 ml  
 0.10 oz  
**MOQ** 1

## Alto

---

Alto is a sleek display range that combines simplicity, beauty and informality.

Available in solid walnut, the collection comprises a range of multi-height risers and boards for unique and creative display.

Featuring a removable tripod base in black metal and chamfered edges, the Alto Range is perfect for informal presentations, from grab-and-go breakfast pastries to contemporary afternoon tea.

The signature Alto Buffet piece is a three tier cake stand, which can be used as a singular focus item or nested with other elements of the Alto Range to create a multi-height display.

The elegant black exterior of the complementary pots creating a striking contrast to conventional metal serving ware and are ideal for single-serve portions.



## Alto Cake Stand, Bowl and Boards

Available in walnut, Alto offers flexible presentation with a range of plinths and boards with removable tripod bases for multi-height display. A sleek collection designed to provide a competitively-priced solution for ambient food display, this range is perfect for high tea presentation or grab-and-go.



**Alto Walnut Three-Tier Cake Stand**

BU\_SF21346 •

**Mat** Walnut, Oiled  
**Dim** 325ø × 583.5 mm  
 12.8ø × 23 in  
**MOQ** 1



**Alto Walnut Bowl**

BU\_SC21343

**Mat** Walnut, Oiled  
**Dim** 325ø × 55 mm  
 12.8ø × 2.2 in  
**MOQ** 1



**Alto Large Tall Walnut Riser**

BU\_SA21353 •

**Mat** Walnut, Oiled  
**Dim** 400ø × 140 mm  
 15.7ø × 5.5 in  
**MOQ** 1



**Alto Large Low Walnut Riser**

BU\_SA21352

**Mat** Walnut, Oiled  
**Dim** 400ø × 80 mm  
 15.7ø × 3.1 in  
**MOQ** 1



**Alto Large Walnut Board**

BU\_SB21352

**Mat** Walnut, Oiled  
**Dim** 400ø × 20 mm  
 15.7ø × 0.8 in  
**MOQ** 1



**Alto Small Tall Walnut Riser**

BU\_SA21343 •

**Mat** Walnut, Oiled  
**Dim** 325ø × 140 mm  
 12.8ø × 5.5 in  
**MOQ** 1



**Alto Small Low Walnut Riser**

BU\_SA21342 •

**Mat** Walnut, Oiled  
**Dim** 325ø × 80 mm  
 12.8ø × 3.1 in  
**MOQ** 1

## Alto Pots & Label Holder

With their black finish and bevelled base, these elegant pots are designed to complement the Alto display range. Available in four sizes, the dishwasher-safe pots are ideal for single-serve portions and can be used on their own as an elegant highlight piece or with Alto Cake Stands, Bowls and Boards.



**Alto Large Chip Pot**

CP\_AB003

**Mat** Black PVD and Stainless Steel

**Dim** 100ø × 100 mm  
3.9ø × 3.9 in

**Vol** 560 ml  
19 oz

**MOQ** 1



**Alto Medium Chip Pot**

CP\_AB002

**Mat** Black PVD and Stainless Steel

**Dim** 85ø × 85 mm  
3.3ø × 3.3 in

**Vol** 330 ml  
11 oz

**MOQ** 1



**Alto Small Chip Pot**

CP\_AB001

**Mat** Black PVD and Stainless Steel

**Dim** 66ø × 66 mm  
2.6ø × 2.6 in

**Vol** 150 ml  
5 oz

**MOQ** 1



**Alto Mini Chip Pot**

CP\_AB000

**Mat** Black PVD and Stainless Steel

**Dim** 55ø × 55 mm  
2.2ø × 2.2 in

**Vol** 100 ml  
3.4 oz

**MOQ** 1



**Alto Stainless Steel Label Holder**

LH\_AS001

**Mat** Stainless Steel

**Dim** 25ø × 25 mm  
1ø × 1 in

**MOQ** 1



**Alto Black Label Holder**

LH\_AB001 •

**Mat** Powder Coated Black

**Dim** 25ø × 25 mm  
1ø × 1 in

**MOQ** 1

## Rustic Stands

Made from solid oak, our range of Rustic display stands have been designed to showcase and celebrate natural fresh produce.



**Rustic Regular Oak Three-Tier Stand**

RU\_476\_D •

**Mat** Oak, Oiled

**Upper Tier**

**Dim** 395 × 395 × 330 mm  
14.9 × 16.1 × 11.2 in

**Middle Tier**

**Dim** 362 × 395 × 210 mm  
13.9 × 16.1 × 7.5 in

**Lower Tier**

**Dim** 329 × 395 × 90 mm  
13 × 16.1 × 3.5 in

**MOQ** 1



**Rustic Narrow Oak Three-Tier Stand**

RU\_476\_H

**Mat** Oak, Oiled

**Upper Tier**

**Dim** 197.5 × 395 × 330 mm  
7.8 × 15.6 × 13 in

**Middle Tier**

**Dim** 169.5 × 395 × 210 mm  
6.7 × 15.6 × 8.3 in

**Lower Tier**

**Dim** 141.5 × 395 × 90 mm  
5.6 × 15.6 × 3.5 in

**MOQ** 1



**Rustic Mini Oak Three-Tier Stand**

RU\_476\_G •

**Mat** Oak, Oiled

**Upper Tier**

**Dim** 280 × 280 × 220 mm  
11 × 11 × 8.7 in

**Middle Tier**

**Dim** 252 × 280 × 140 mm  
10 × 11 × 5.5 in

**Lower Tier**

**Dim** 224 × 280 × 60 mm  
8.8 × 11 × 2.3 in

**MOQ** 1



**Rustic Oak Five-Tier Floor Stand**

RU\_476\_E

**Mat** Oak, Oiled

**Dim** 550 × 550 × 1800 mm  
21.7 × 21.7 × 70.9 in

**MOQ** 1

**Note** Assembly required



**Rustic Oak Two-Tier Counter Stand**

RU\_476\_F

**Mat** Oak, Oiled

**Dim** 336 × 450 × 600 mm  
23.6 × 13.2 × 17.3 in

**MOQ** 1

**Note** Assembly required

## Rustic Bread Baskets, Risers & Trays

Formed of solid oak, Rustic bread baskets, risers and trays have been intelligently-designed to present fine fresh breads and pastries on the dining table or buffet stand.



### Rustic Small Oak Deli Style Tray

RU\_223\_E  
**Mat** Oak, Unoiled  
**Dim** 330 × 330 × 50 mm  
 13 × 13 × 2 in  
**MOQ** 1

### Rustic Medium Oak Deli Style Tray

RU\_223\_F  
**Mat** Oak, Unoiled  
**Dim** 400 × 300 × 60 mm  
 15.7 × 11.8 × 2.4 in  
**MOQ** 1

### Rustic Large Oak Deli Style Tray

RU\_223\_G  
**Mat** Oak, Unoiled  
**Dim** 500 × 300 × 188 mm  
 19.7 × 11.8 × 7.4 in  
**MOQ** 1



### Rustic Large Oak Box Riser

RU\_334\_B •  
**Mat** Oak, Unoiled  
**Dim** 200 × 200 × 200 mm  
 7.9 × 7.9 × 7.9 in  
**MOQ** 1  
**Note** Cube risers can also be turned over to accommodate tall objects such as baguettes.



### Rustic Small Oak Box Riser

RU\_334\_A  
**Mat** Oak, Unoiled  
**Dim** 150 × 150 × 150 mm  
 5.9 × 5.9 × 5.9 in  
**MOQ** 1  
**Note** Cube risers can also be turned over to accommodate tall objects such as baguettes.

## Patisserie Risers

Handmade from carefully-selected, solid hardwoods, each patisserie riser enables beautiful pastry display. Inspired by the robust horizontal forms of Le Corbusier's architecture, our patisserie risers offer stackable configurations.



**Large Oak Patisserie Riser**

BO\_BBOL •

**Mat** Oak, Oiled

**Dim** 210 × 210 × 170 mm  
8.3 × 8.3 × 6.7 in

**MOQ** 1



**Medium Oak Patisserie Riser**

BO\_BBOM •

**Mat** Oak, Oiled

**Dim** 210 × 210 × 140 mm  
8.3 × 8.3 × 5.5 in

**MOQ** 1



**Small Oak Patisserie Riser**

BO\_BBOS •

**Mat** Oak, Oiled

**Dim** 210 × 210 × 100 mm  
8.3 × 8.3 × 3.9 in

**MOQ** 1



**Long Oak Patisserie Riser**

BO\_BBORL •

**Mat** Oak, Oiled

**Dim** 400 × 210 × 80 mm  
15.7 × 8.3 × 3.1 in

**MOQ** 1



# Patisserie Grand

The Patisserie Grand collection is carved of solid oak and walnut, selected for their grain beauty.



**Tall Oak Patisserie Grand**

**BO\_BB006**  
**Mat** Oak, Oiled  
**Dim** 325 x 325 x 180 mm  
 12.7 x 12.7 x 7 in  
**MOQ** 1



**Mid Oak Patisserie Grand**

**BO\_BB004**  
**Mat** Oak, Oiled  
**Dim** 325 x 325 x 115 mm  
 12.7 x 12.7 x 4.5 in  
**MOQ** 1



**Low Oak Patisserie Grand**

**BO\_BB002**  
**Mat** Oak, Oiled  
**Dim** 325 x 325 x 80 mm  
 12.7 x 12.7 x 3.1 in  
**MOQ** 1



**Tall Long Oak Patisserie Grand**

**BO\_BB005**  
**Mat** Oak, Oiled  
**Dim** 530 x 325 x 115 mm  
 20.8 x 12.7 x 4.5 in  
**MOQ** 1



**Mid Long Oak Patisserie Grand**

**BO\_BB003**  
**Mat** Oak, Oiled  
**Dim** 530 x 325 x 80 mm  
 20.8 x 12.7 x 3.1 in  
**MOQ** 1



**Low Long Oak Patisserie Grand**

**BO\_BB001**  
**Mat** Oak, Oiled  
**Dim** 530 x 325 x 40 mm  
 20.8 x 12.7 x 1.5 in  
**MOQ** 1



**Tall Walnut Patisserie Grand**

**BO\_BB012**  
**Mat** Walnut, Oiled  
**Dim** 325 x 325 x 180 mm  
 12.7 x 12.7 x 7 in  
**MOQ** 1



**Mid Walnut Patisserie Grand**

**BO\_BB011**  
**Mat** Walnut, Oiled  
**Dim** 325 x 325 x 115 mm  
 12.7 x 12.7 x 4.5 in  
**MOQ** 1



**Low Walnut Patisserie Grand**

**BO\_BB010**  
**Mat** Walnut, Oiled  
**Dim** 325 x 325 x 80 mm  
 12.7 x 12.7 x 3.1 in  
**MOQ** 1



**Tall Long Walnut Patisserie Grand**

**BO\_BB009**  
**Mat** Walnut, Oiled  
**Dim** 530 x 325 x 115 mm  
 20.8 x 12.7 x 4.5 in  
**MOQ** 1



**Mid Long Walnut Patisserie Grand**

**BO\_BB008**  
**Mat** Walnut, Oiled  
**Dim** 530 x 325 x 80 mm  
 20.8 x 12.7 x 3.1 in  
**MOQ** 1



**Low Long Walnut Patisserie Grand**

**BO\_BB007**  
**Mat** Walnut, Oiled  
**Dim** 530 x 325 x 40 mm  
 20.8 x 12.7 x 1.5 in  
**MOQ** 1

## Patisserie Three Step Riser

The discreet profiles of the Three Step Riser provide an elegant, expandable display solution. Easily configured into a stepped display or into beautiful geometric shapes to suit any presentation.



### Oak Three-Step Riser

BO\_BBTS •

Mat Oak, Oiled

Lower Step:

Dim 300 × 250 × 24 mm  
11.8 × 9.8 × 0.9 in

Middle Step:

Dim 342 × 250 × 53 mm  
13.4 × 9.8 × 2 in

Upper Step:

Dim 400 × 250 × 90 mm  
15.7 × 9.8 × 3.5 in

MOQ 1



## Cake Stands

A fresh, elegant take on a classic product with signature Craster twists. Organically shaped and turned from solid oak and walnut, our range of cake stands can be used with our glass cloches for covered display.



**Large Oak Cake Stand**

BU\_CS007 •

**Mat** Oak, Matt Lacquer

**Dim** 320ø x 210 mm  
12.6ø x 8.2 in

**MOQ** 1



**Medium Oak Cake Stand**

BU\_CS006 •

**Mat** Oak, Matt Lacquer

**Dim** 320ø x 136 mm  
12.6ø x 5.3 in

**MOQ** 1



**Small Oak Cake Stand**

BU\_CS005 •

**Mat** Oak, Matt Lacquer

**Dim** 157ø x 80 mm  
6.1ø x 3.1 in

**MOQ** 1



**Large Walnut Cake Stand**

BU\_CS003 •

**Mat** Walnut, Matt Lacquer

**Dim** 320ø x 210 mm  
12.6ø x 8.2 in

**MOQ** 1



**Medium Walnut Cake Stand**

BU\_CS002 •

**Mat** Walnut, Matt Lacquer

**Dim** 320ø x 136 mm  
12.6ø x 5.3 in

**MOQ** 1



**Small Walnut Cake Stand**

BU\_CS001 •

**Mat** Walnut, Matt Lacquer

**Dim** 157ø x 80 mm  
6.1ø x 3.1 in

**MOQ** 1



**Large Glass Cloche**

BU\_GC001 •

**Mat** Glass

**Dim** 296ø x 145 mm  
11.6ø x 5.7 in

**MOQ** 1

**Note** Compatible with Large and Medium Cake Stands, Tilt Plinths



**Small Glass Cloche**

BU\_GC002 •

**Mat** Glass

**Dim** 140ø x 106 mm  
5.5ø x 4.1 in

**MOQ** 1

**Note** Compatible with Small and Small Drum Cake Stands



## Olive Wood Bowls

Our olive wood bowls have a special and vivid grain structure, making each piece unique.

Every bowl is shaped from a new piece of wood; despite our meticulous drying process, cracks can occasionally appear in the wood due to the specific nature of these natural products.



**Large Olive Wood Bowl**

BW\_307\_D

**Mat** Oiled Olive Wood

**Dim** 300ø × 115 mm  
11.8ø × 4.5 in

**MOQ** 1

**Note** Due to the natural variations in olive wood, bowl sizes may vary significantly and exact dimensions cannot be guaranteed.



**Small Olive Wood Bowl**

BW\_OBS

**Mat** Oiled Olive Wood

**Dim** 115ø × 38 mm  
4.5ø × 1.5 in

**MOQ** 1

**Note** Due to the natural variations in olive wood, bowl sizes may vary significantly and exact dimensions cannot be guaranteed.



**Large Olive Wood Rustic Bowl**

BW\_RBO •

**Mat** Oiled Olive Wood

**Dim** 280ø × 180 mm  
11ø × 7 in

**MOQ** 1

**Note** Due to the natural variations in olive wood, bowl sizes may vary significantly and exact dimensions cannot be guaranteed.



**Small Olive Wood Rustic Bowl**

BW\_RBOS •

**Mat** Oiled Olive Wood

**Dim** 240ø × 185 mm  
9.4ø × 7.3 in

**MOQ** 1

**Note** Due to the natural variations in olive wood, bowl sizes may vary significantly and exact dimensions cannot be guaranteed.

# Food & Beverage

TABLE TOP



## Modern Boards

Made from solid hardwoods, our modern, cicchetti, charcuterie and canapé boards offer solutions for dining and food presentation with elevated signature Craster aesthetics.



### Large Oak Modern Board

**BO\_CMOL**  
**Mat** Oak, Oiled  
**Dim** 350 x 350 x 25 mm  
 13.7 x 13.7 x 1 in  
**MOQ** 1

### Medium Oak Modern Board

**BO\_CMOM**  
**Mat** Oak, Oiled  
**Dim** 300 x 300 x 25 mm  
 11.8 x 11.8 x 1 in  
**MOQ** 1

### Small Oak Modern Board

**BO\_CMOS**  
**Mat** Oak, Oiled  
**Dim** 200 x 200 x 20 mm  
 7.9 x 7.9 x 0.8 in  
**MOQ** 1



### Oak Modern Board with Etched Recess

**BO\_CMORF**  
**Mat** Oak, Oiled  
**Dim** 340 x 220 x 25 mm  
 13.3 x 8.6 x 1 in  
**MOQ** 1  
**Note** Compatible with Small and Medium Copper and Brass Pots and Shaker Small Pots



### Large Long Oak Modern Board

**BO\_CMROL**  
**Mat** Oak, Oiled  
**Dim** 120 x 400 x 20 mm  
 4.7 x 15.7 x 0.8 in  
**MOQ** 1

### Small Long Oak Modern Board

**BO\_CMROS**  
**Mat** Oak, Oiled  
**Dim** 120 x 370 x 20 mm  
 4.7 x 14.6 x 0.8 in  
**MOQ** 1

### Oak Steak Plate

**BO\_SPOM**  
**Mat** Oak, Oiled  
**Dim** 340 x 220 x 30 mm  
 13.5 x 8.6 x 1.2 in  
**MOQ** 1  
**Note** Compatible with Small and Medium Copper and Brass Pots and Shaker Small Pots



## Cicchetti Boards

Ideal for pizzas, finger foods and sharing platters, the Cicchetti Boards take inspiration from the cuisine of Veneto.



### Oak Teardrop Cicchetti Board

**BO\_CC001**  
**Mat** Oak, Oiled  
**Dim** 350 x 350 x 18 mm  
 13.7 x 13.7 x 0.7 in  
**MOQ** 1



### Small Rectangular Oak Cicchetti Board with Handle

**BO\_CC006**  
**Mat** Oak, Oiled  
**Dim** 313 x 170 x 18 mm  
 12.3 x 6.6 x 0.7 in  
**MOQ** 1



### Large Rectangular Oak Cicchetti Board

**BO\_CC004**  
**Mat** Oak, Oiled  
**Dim** 505 x 200 x 18 mm  
 19.9 x 7.9 x 0.7 in  
**MOQ** 1

### Small Rectangular Oak Cicchetti Board

**BO\_CC003**  
**Mat** Oak, Oiled  
**Dim** 350 x 155 x 18 mm  
 13.7 x 6.1 x 0.7 in  
**MOQ** 1



### Round Oak Cicchetti Board

**BO\_CC005**  
**Mat** Oak, Oiled  
**Dim** 350 x 459 x 18 mm  
 13.7 x 18 x 0.7 in  
**MOQ** 1



### Large Rectangular Oak Cicchetti Board with Handle

**BO\_CC007**  
**Mat** Oak, Oiled  
**Dim** 530 x 140 x 18 mm  
 20.8 x 5.5 x 0.7 in  
**MOQ** 1



### Square Oak Cicchetti Board

**BO\_CC002**  
**Mat** Oak, Oiled  
**Dim** 350 x 350 x 18 mm  
 13.7 x 13.7 x 0.7 in  
**MOQ** 1

## Presentation Boards

Cut from robust oak, these Presentation Boards are ideal for casual canapé display.



### Large Oak Paddle Board

**BO\_PBOL**  
**Mat** Oak, Oiled  
**Dim** 510 × 200 × 18 mm  
 20 × 7.9 × 0.7 in  
**MOQ** 1

### Medium Oak Paddle Board

**BO\_PBOM**  
**Mat** Oak, Oiled  
**Dim** 350 × 190 × 18 mm  
 13.7 × 7.4 × 0.7 in  
**MOQ** 1

### Small Oak Paddle Board

**BO\_PBOS**  
**Mat** Oak, Oiled  
**Dim** 335 × 225 × 18 mm  
 13.1 × 8.8 × 0.7 in  
**MOQ** 1



### Large Oak Charcuterie Board

**BO\_CMCHBL**  
**Mat** Oak, Oiled  
**Dim** 500 × 200 × 15 mm  
 19.7 × 7.9 × 0.6 in  
**MOQ** 1

### Medium Oak Charcuterie Board

**BO\_CMCHBM**  
**Mat** Oak, Oiled  
**Dim** 350 × 190 × 15 mm  
 13.8 × 7.5 × 0.6 in  
**MOQ** 1

## Background Marker Touch Up & Mineral Oil

Our pure mineral oil provides protection, retaining the wood's natural colour and character while prolonging the life of your board. The oil is clear, tasteless, odourless and food safe, making it ideal for use on wooden items including bowls, risers and utensils. It can also be used on slate or stone.

Mineral oil can be applied with a folded kitchen paper towel.



### Pure Mineral Oil Bottle, 500 ml

**PC\_M01500**  
**Mat** Mineral Oil  
**Dim** 52 × 118 × 500 mm  
 2 × 4.6 × 19.7 in  
**MOQ** 1



### Background Marker Touch Up

**PC\_TUMPO**  
**Colour** Medium Oak  
**MOQ** 1

**PC\_TUMPW**  
**Colour** Dark Walnut  
**MOQ** 1

**PC\_TUMPM**  
**Colour** Mahogany  
**MOQ** 1

**PC\_TUMPB**  
**Colour** Black  
**MOQ** 1



• Denotes 'Gold' product

## Canapé Plinths

Elegantly-crafted walnut plinths feature scroll edges for easy handling and a smooth surface for elegant canapé presentation. These plinths are delightful as part of a large service or on their own to carry single-serve cuisine.



**Large Walnut Canapé Plinth**

BO\_316\_D

**Mat** Walnut, Oiled  
**Dim** 530 x 320 x 30 mm  
20.8 x 12.6 x 1.1 in  
**MOQ** 1



**Medium Walnut Canapé Plinth**

BO\_316\_C

**Mat** Walnut, Oiled  
**Dim** 300 x 300 x 30 mm  
11.8 x 11.8 x 1.1 in  
**MOQ** 1



**Small Walnut Canapé Plinth**

BO\_316\_B •

**Mat** Walnut, Oiled  
**Dim** 310 x 155 x 30 mm  
12.2 x 6.1 x 1.1 in  
**MOQ** 1



**Long Walnut Canapé Plinth**

BO\_316\_E

**Mat** Walnut, Oiled  
**Dim** 560 x 150 x 30 mm  
22 x 5.9 x 1.1 in  
**MOQ** 1



## Chip Pots

Made from solid spun metal, with a brushed copper or brass colour exterior, these pots are ideal for single-serve portions and add warmth and material interest to the dining table.

Pots are dishwasher safe.



**Large Copper Chip Pot**

CP\_CS003

**Mat** Copper PVD and Stainless Steel  
**Dim** 100ø × 100 mm  
 3.9ø × 3.9 in  
**Vol** 560 ml  
 19 oz  
**MOQ** 1



**Medium Copper Chip Pot**

CP\_CS002

**Mat** Copper PVD and Stainless Steel  
**Dim** 85ø × 85 mm  
 3.3ø × 3.3 in  
**Vol** 330 ml  
 11 oz  
**MOQ** 1



**Small Copper Chip Pot**

CP\_CS001

**Mat** Copper PVD and Stainless Steel  
**Dim** 66ø × 66 mm  
 2.6ø × 2.6 in  
**Vol** 150 ml  
 5 oz  
**MOQ** 1



**Mini Copper Chip Pot**

RP\_CS000

**Mat** Copper PVD and Stainless Steel  
**Dim** 58ø × 38 mm  
 2.3ø × 1.5 in  
**Vol** 100 ml  
 3.4 oz  
**MOQ** 1



**Large Brass Chip Pot**

CP\_BS003

**Mat** Brass PVD and Stainless Steel  
**Dim** 100ø × 100 mm  
 3.9ø × 3.9 in  
**Vol** 560 ml  
 19 oz  
**MOQ** 1



**Medium Brass Chip Pot**

CP\_BS002

**Mat** Brass PVD and Stainless Steel  
**Dim** 85ø × 85 mm  
 3.3ø × 3.3 in  
**Vol** 330 ml  
 11 oz  
**MOQ** 1



**Small Brass Chip Pot**

CP\_BS001

**Mat** Brass PVD and Stainless Steel  
**Dim** 66ø × 66 mm  
 2.6ø × 2.6 in  
**Vol** 150 ml  
 5 oz  
**MOQ** 1



**Mini Brass Chip Pot**

RP\_BS000

**Mat** Brass PVD and Stainless Steel  
**Dim** 58ø × 38 mm  
 2.3ø × 1.5 in  
**Vol** 100 ml  
 3.4 oz  
**MOQ** 1

# Shaker

Made from fine Scandinavian Aeropyl in the tradition of the 19th century American Shaker community, this range, finished with miniature copper nails, provides chefs with a wonderfully versatile new material.

Ideal to present all manner of dry foods for single-serve, from chips to grissini sticks and bar snacks, both in gathering spaces and in guest rooms, Shaker's aesthetic is elegant and understated across a property.



**Shaker Large Frites Pot**

SH\_630\_D

**Mat** Birch Stained Black  
**Dim** 100ø × 100 mm  
 3.9ø × 3.9 in  
**MOQ** 1



**Shaker Medium Frites Pot**

SH\_SR002

**Mat** Birch Stained Black  
**Dim** 85ø × 85 mm  
 3.3ø × 3.3 in  
**MOQ** 1



**Shaker Small Frites Pot**

SH\_SR001

**Mat** Birch Stained Black  
**Dim** 66ø × 66 mm  
 2.6ø × 2.6 in  
**MOQ** 1  
**Note** Compatible with Modern Oak Board with Etched Recess



**Shaker Conical Bread Basket**

SH\_SR006

**Mat** Birch Stained Black  
**Dim** 190 × 166 × 70 mm  
 7.5 × 6.5 × 2.8 in  
**MOQ** 1



**Shaker Large Oval Bread Basket**

SH\_SR005

**Mat** Birch Stained Black  
**Dim** 190 × 166 × 70 mm  
 7.5 × 6.5 × 2.8 in  
**MOQ** 1



**Shaker Small Oval Bread Basket**

SH\_SR009

**Mat** Birch Stained Black  
**Dim** 140 × 120 × 70 mm  
 5.5 × 4.7 × 2.8 in  
**MOQ** 1



**Shaker Lidded Bread Basket**

SH\_454\_A

**Mat** Birch Stained Black  
**Dim** 170ø × 105 mm  
 6.7ø × 4.1 in  
**MOQ** 1



**Shaker Baguette Tube**

SH\_SR007

**Mat** Birch Stained Black  
**Dim** 122ø × 200 mm  
 4.8ø × 7.9 in  
**MOQ** 1



**Shaker Grissini Bread Basket**

SH\_SR004

**Mat** Birch Stained Black  
**Dim** 60ø × 140 mm  
 2.3ø × 5.5 in  
**MOQ** 1

# Food & Beverage

IN-ROOM DINING



# Trays

Craster's origins. Lightweight yet durable, our range of tray styles, with and without legs, are ideal for in-room dining and breakfast in bed. Breakfast preparation racks and tray stands are available to complete in-room food and beverage offering. Our Trays are available as standard in the materials noted per design. For bespoke materials, or sizes, please contact your sales rep. All custom designs are subject to an MOQ of 96 units.



### Rectangular Modern Tray

TA\_CMML  
**Mat** Mahogany, Lacquered

TA\_CMOL  
**Mat** Oak, Lacquered

TA\_CMBOL •  
**Mat** Black, Lacquered  
**Dim** 600 x 400 x 40 mm  
 23.6 x 15.7 x 1.6 in  
**MOQ** 1  
**Note** Fits: TO\_GNL12 / TO\_GNL2



### Square Modern Tray

TA\_CMMM  
**Mat** Mahogany, Lacquered

TA\_CMOM  
**Mat** Oak, Lacquered  
**Dim** 400 x 400 x 40 mm  
 15.7 x 15.7 x 1.6 in  
**MOQ** 1



### Modern Tray with Steel Handles

TA\_CMSSM  
**Mat** Mahogany, Lacquered

TA\_CMSSO  
**Mat** Oak, Lacquered

TA\_CMSSBO  
**Mat** Black, Lacquered  
**Dim** 626 x 400 x 40 mm  
 24.6 x 15.7 x 1.6 in  
**MOQ** 1  
**Note** Fits: TO\_GNL12 / TO\_GNL24



### Large Classic Butler Tray

TA\_BUTML  
**Mat** Mahogany, Lacquered

TA\_BUTWL  
**Mat** Walnut, Lacquered  
**Dim** 610 x 405 x 69 mm  
 24 x 15.9 x 2.7 in  
**MOQ** 1  
**Note** Fits: TO\_GNL12 / TO\_GNL24



### Mahogany Jersey Butler Tray

TA\_JERML  
**Mat** Mahogany, Lacquered  
**Dim** 610 x 444 x 57 mm  
 24 x 17.4 x 2.2 in  
**MOQ** 1



### Mahogany Self-Service Tray

TA\_SELML  
**Mat** Mahogany, Lacquered  
**Dim** 640 x 445 x 38 mm  
 25.2 x 17.5 x 1.5 in  
**MOQ** 1

### Medium Mahogany Classic Butler Tray

TA\_BUTMM  
**Mat** Mahogany, Lacquered  
**Dim** 468 x 303 x 69 mm  
 18.4 x 11.9 x 2.7 in  
**MOQ** 1

### Materials and Colours



Oak



Walnut



Mahogany



Black

# Trays

Craster trays provide light and yet sturdy serving surfaces that will accommodate both traditional English and Continental breakfasts. Legs are perfectly designed to lock when folded and also when extended.



**Modern Breakfast Tray with Legs**

**TA\_ML001**  
**Mat** Stained Wenge  
**Open**  
**Dim** 626 × 400 × 285 mm  
 24.6 × 15.7 × 11.2 in  
**Closed**  
**Dim** 626 × 400 × 73 mm  
 24.6 × 15.7 × 2.9 in  
**MOQ** 1



**Classic Breakfast Tray with legs**

**TA\_BTW**  
**Mat** Walnut, Lacquered  
**Open**  
**Dim** 600 × 450 × 304 mm  
 23.6 × 17.7 × 12 in  
**Closed**  
**Dim** 600 × 450 × 92 mm  
 23.6 × 17.7 × 3.6 in  
**MOQ** 1



**Butler Tray Stand**

**SR\_BTSM**  
**Mat** Mahogany, Lacquered  
**SR\_BTSSBO**  
**Mat** Black, Lacquered  
**SR\_BTSSW**  
**Mat** Walnut, Lacquered  
**Dim** 565 × 355 × 715 mm  
 22.2 × 14 × 28.1 in  
**MOQ** 1  
**Note** Fits: All trays except for Medium Classic Butler Tray and Square Modern Tray



**Single Steel Tray Racks**

**TO\_GNL12**  
**Mat** Powder Coated Steel  
**Dim** 690 × 478 × 1674 mm  
 27.1 × 18.8 × 65.9 in  
**MOQ** 1

**Double Steel Tray Racks**

**TO\_GNL24**  
**Mat** Powder Coated Steel  
**Dim** 1355 × 478 × 1674 mm  
 53.3 × 18.8 × 65.9 in  
**MOQ** 1  
**Note** Fits: TA\_CMML / TA\_CMBOL / TA\_CMOL / TA\_CMSSBO / TA\_BUTML / TA\_BUTWL / TA\_BUTOL  
 Clearance between runners is 120 mm / 4.7 in  
 Fits fully prepared Room Service Trays

# Folding Tray Table

Designed as a contactless delivery solution for In-Room Dining, Poolside Service and Lounge or Restaurant table extension. The versatile Folding Tray Table has powerful magnets that connect it to the base and can easily detach for ease of storage. Available with locking magnets in Tall or without in Tall or Short sizes.



**Folding Tray Table, Tall – Locking**

**SET\_LT\_WN002**  
**Mat** Walnut, Lacquered  
**Dim** 400 × 600 × 749 mm  
 15.8 × 23.6 × 29.5 in  
**MOQ** 1



**Folding Tray Table, Tall – Non-locking**

**SET\_FT\_WN002**  
**Mat** Walnut, Lacquered  
**Dim** 400 × 600 × 749 mm  
 15.8 × 23.6 × 29.5 in  
**MOQ** 1



**Folding Tray Table, Short – Non-locking**

**SET\_FT\_WN001**  
**Mat** Walnut, Lacquered  
**Dim** 400 × 600 × 459 mm  
 15.8 × 23.6 × 18.1 in  
**MOQ** 1

Watch the Video



## Wave Tray

Understated elegance complements the underlying innovation behind the Wave Tray. Designed with a robust non-slip rubber over moulding, the tray surface will never peel, meaning reduced replacements and a dishwasher safe, hard-performing finish. The tray's miniature locating feet are intelligently engineered to allow for aeration when stacked, with no water build up or residue, enabling reduced maintenance and a consistent, high-quality experience.



### Wave Tray

TA\_SGW

**Mat** ABS

**Dim** 460 x 318 x 25 mm  
18.1 x 12.5 x 1 in

**MOQ** 1

**Note** Features: Anti-slip functionality

## Classic And Service Trolleys

Available with or without folding sides, our durable trolleys feature a reinforced frame and are ideal for front-of-house service. Custom glass inserts are available upon request. Trolleys are available in natural and black lacquered oak.



### Trolley with Folding Sides

TO\_LDTBLK

**Mat** Black, Lacquered

**MOQ** 1

TO\_LDT

**Mat** Oak, Lacquered

**MOQ** 1

**Dim** 1922 x 585 x 954 mm  
75.7 x 23 x 37.5 in

**Note** Fits: Craster Service Trays  
Features: Rubber Bumpers, Locking Castors, Brushed Stainless Steel Handle



### Black Service Tray Trolley

TO\_LDTBNF

**Mat** Black, Lacquered

**MOQ** 5

TO\_LDTNF

**Mat** Oak, Lacquered

**MOQ** 5

**Dim** 1075 x 585 x 954 mm  
42.3 x 23 x 37.5 in

**Note** Fits: Craster Service Trays  
Features: Rubber Bumpers, Locking Castors, Brushed Stainless Steel Handle  
Assembly required



### Black Modern Tray Trolley

TO\_CCTOB

**Mat** Black, Lacquered

**MOQ** 1

TO\_CCTO

**Mat** Oak, Lacquered

**MOQ** 5

**Dim** 915 x 535 x 959 mm  
36 x 21 x 37.8 in

**Note** Fits: Craster Modern Trays  
Features: Rubber Bumpers, Locking Castors, Brushed Stainless Steel Handle  
Assembly required

# Conference & Events



## Line Table

Line is a unique folding table solution at the fore of space design. The lightweight, hygienic tops and compact folding leg system combine to offer advances in the evolution of linenless table design.


Line Table pairs operational innovation in intuitive, single-person setup and hygienic surfaces with a residential, discreet aesthetic.



Watch the Video







**Intuitive Set-Up**

Intuitive locking system and ergonomic grip for seamless set-up, breakdown and changeover. No tools required.

**Wipe-Clean Hygiene**

Each table features an intuitive locking system, with ergonomic grip for single-person seamless set-up, breakdown and change over. ISO 22196 compliant laminate tops offer wipe-clean ease.

**Compact Storage**

Legs collapse to 42mm (1.7 inches), with tops slotting underneath on the trolley for class-leading storage density back-of-house.



# Line Table System

The Line Table System is available in two sizes – 1800mm and 1500mm – and in four different shapes – rectangular, classroom, trapezoid and half round – to create various configurations to suit any space requirement.

Line consists of five different elements: table tops, legs, modesty panels (optional), cable management (optional) and trolleys.

Also available in dimensions 1800 × 600 mm and 1500 × 600 mm.

Please contact your Craster representative for further information.

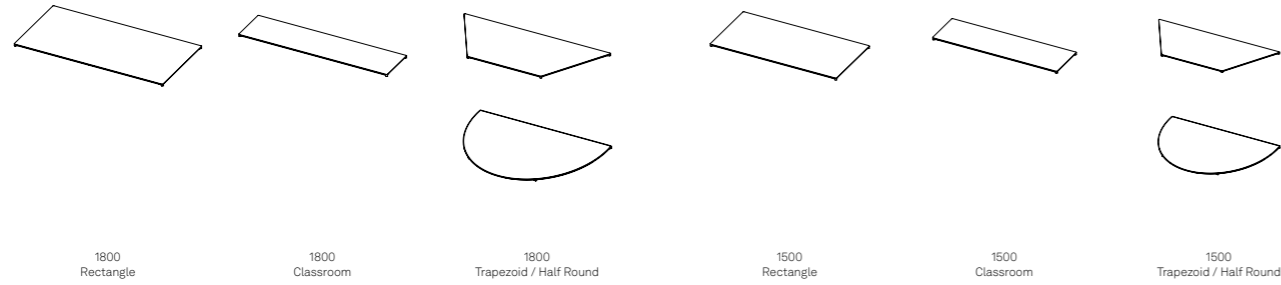
## 1800 Range

1800 × 900 mm  
71 × 35.4 in

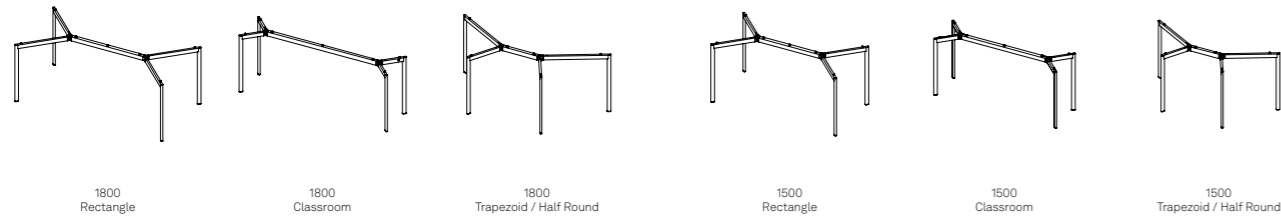
## 1500 Range

1500 × 750 mm  
59 × 29.5 in

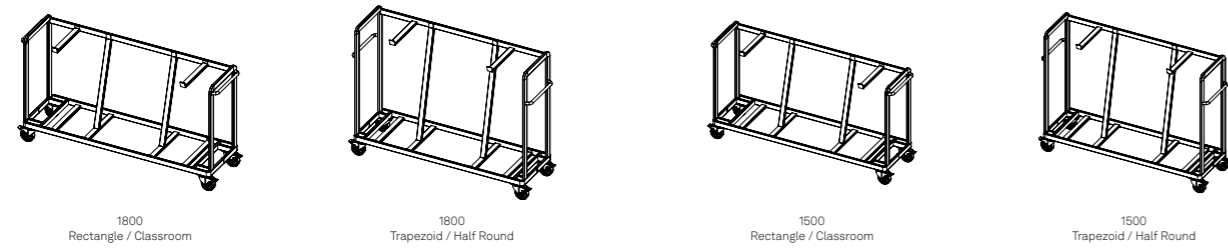
Table Tops



Legs



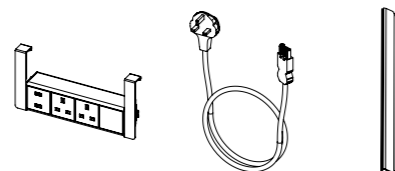
Storage Trolleys



Modesty Panels



Cable Management



## Line Table Tops

Line Table top sizes and shapes are shown below. Table top finish customisation is available – see below for options.  
Also available in dimensions 1800 × 600 mm and 1500 × 600 mm.  
Please contact your Craster representative for further information.



### Line 1800 Rectangle Top

CB\_TR1890  
(\*B11, \*B13, \*D15, \* B42, \*D45, \*B01)  
**Mat** HPL, PU Edge  
**Dim** 1800 × 900 × 25 mm  
71 × 35.4 × 1 in  
**MOQ** 10



### Line 1800 Classroom Top

CB\_TC1845  
(\*B11, \*B13, \*D15, \* B42, \*D45, \*B01)  
**Mat** HPL, PU Edge  
**Dim** 1800 × 450 × 25 mm  
71 × 17.7 × 1 in  
**MOQ** 10



### Line 1800 Trapezoid Top

CB\_TT1890  
(\*B11, \*B13, \*D15, \* B42, \*D45, \*B01)  
**Mat** HPL, PU Edge  
**Dim** 1800 × 780 × 25 mm  
71 × 30.7 × 1 in  
**MOQ** 10



### Line 1800 Half Round Top

CB\_TH1890  
(\*B11, \*B13, \*D15, \* B42, \*D45, \*B01)  
**Mat** HPL, PU Edge  
**Dim** 1800 × 900 × 25 mm  
71 × 35.4 × 1 in  
**MOQ** 10



### Line 1500 Rectangle Top

CB\_TR1575  
(\*B01, \*B11, \*B13, \*D15, \* B42, \*D45)  
**Mat** HPL, PU Edge  
**Dim** 1500 × 750 × 25 mm  
59 × 29.5 × 1 in  
**MOQ** 10



### Line 1500 Classroom Top

CB\_TC1545  
(\*B01, \*B11, \*B13, \*D15, \* B42, \*D45)  
**Mat** HPL, PU Edge  
**Dim** 1500 × 450 × 25 mm  
59 × 17.7 × 1 in  
**MOQ** 10



### Line 1500 Trapezoid Top

CB\_TT1575  
(\*B11, \*B13, \*D15, \* B42, \*D45, \*B01)  
**Mat** HPL, PU Edge  
**Dim** 1500 × 650 × 25 mm  
59 × 25.6 × 1 in  
**MOQ** 10



### Line 1500 Half Round Top

CB\_TH1575  
(\*B11, \*B13, \*D15, \* B42, \*D45, \*B01)  
**Mat** HPL, PU Edge  
**Dim** 1500 × 750 × 25 mm  
59 × 29.5 × 1 in  
**MOQ** 10

### Table Tops And Edge



**B11**  
Tobacco  
+ Black



**B13**  
Light Walnut +  
Black



**D15**  
Acacia  
+ Grey



**B42**  
Dark Marble +  
Black



**D45**  
White Marble +  
Grey



**B01**  
Érable  
+ Black

## Line Table Legs

Line Table legs are shown in Black (B00) below. Table leg finish customisation is available – see below for options.



### Line 1800 Rectangle Legs

CB\_LR1890 (\*B00, \*D00)

**Mat** Powder Coated Steel

#### Open

**Dim** 1800 × 900 × 722 mm  
71 × 35.4 × 28.4 in

#### Folded

**Dim** 2174 × 42 × 722 mm  
85.6 × 1.7 × 28.4 in

**MOQ** 20

**Note** Fits: 1800 Rectangle products



### Line 1800 Classroom Legs

CB\_LC1845 (\*B00, \*D00)

**Mat** Powder Coated Steel

#### Open

**Dim** 1800 × 450 × 722 mm  
71 × 17.7 × 28.4 in

#### Folded

**Dim** 1987 × 42 × 722 mm  
78.2 × 1.7 × 28.4 in

**MOQ** 20

**Note** Fits: 1800 Classroom products



### Line 1800 Trapezoid / Half Round Legs

CB\_LT1890 (\*B00, \*D00)

**Mat** Powder Coated Steel

#### Open

**Dim** 1800 × 780 × 722 mm  
71 × 30.7 × 28.4 in

#### Folded

**Dim** 1993 × 42 × 722 mm  
78.5 × 1.7 × 28.4 in

**MOQ** 20

**Note** Fits: 1800 Trapezoid products



### Line 1500 Rectangle Legs

CB\_LR1575 (\*B00, \*D00)

**Mat** Powder Coated Steel

**MOQ** 20

#### Open

**Dim** 1500 × 750 × 722 mm  
59 × 29.5 × 28.4 in

#### Folded

**Dim** 1812 × 42 × 722 mm  
71.3 × 1.7 × 28.4 in

**Note** Fits: 1500 Rectangle products



### Line 1500 Classroom Legs

CB\_LC1545 (\*B00, \*D00)

**Mat** Powder Coated Steel

**MOQ** 20

#### Open

**Dim** 1500 × 450 × 722 mm  
59 × 17.7 × 28.4 in

#### Folded

**Dim** 1687 × 42 × 722 mm  
66.4 × 1.7 × 28.4 in

**Note** Fits: 1500 Classroom products



### Line 1500 Trapezoid / Half Round Legs

CB\_LT1575 (\*B00, \*D00)

**Mat** Powder Coated Steel

#### Open

**Dim** 1500 × 650 × 722 mm  
59 × 25.6 × 28.4 in

#### Folded

**Dim** 1658 × 42 × 722 mm  
65.3 × 1.7 × 28.4 in

**MOQ** 20

**Note** Fits: 1500 Trapezoid products

### Legs



**B00**  
Black



**D00**  
Grey

## Line Modesty Panels

Line Table modesty panels are shown in Black (B00) below. Modesty panel customisation is available – see below for options.



### Line 1800 Rectangle / Classroom Modesty Panel

CB\_MRCE5 (\*B00, \*D00)

**Mat** PET Fiber  
**Dim** 1686 × 280 × 10 mm  
 66.4 × 11 × 0.4 in  
**MOQ** 40



### Line 1500 Rectangle / Classroom Modesty Panel

CB\_MRBE5 (\*B00, \*D00)

**Mat** PET Fiber  
**Dim** 1386 × 280 × 10 mm  
 54.6 × 11 × 0.4 in  
**MOQ** 40

### Modesty Panel



**B00**  
Black



**D00**  
Light Grey

## Line Cable Management

Line Table power units have been designed to fit discreetly beneath tables, with a subtle cable management sleeve to reduce trip hazards and unsightly wires. Equipped with male and female sockets, each unit can be daisy chained together, with magnetic clips provided to channel cables discreetly along table frames. Intelligently-designed USB A and C outlets for mobile and laptop charging may be toggled in and out and replaced without affecting adjacent sockets.

Available in North American, EU (Schuko), UK/IRL and Japanese sockets as standard. Other regional sockets available upon request.



### Line Under Desk Power Set

CB\_PSUUK

**MOQ** 1

**Note** 2 plugs, A+C USB port  
 Includes 1 × 1.5 Metres cable, 1 × cable sleeve

CB\_PDUK

**MOQ** 1

**Note** 2 plugs, A+C USB port  
 Includes 1 × daisy chain cable, 5 × magnetic clips.  
 Available in regional options



### Line Cable Management Sleeve

CB\_CAAA6B00

**Mat** Rigid UPVC

**Dim** 57 × 27 × 658 mm  
 2.2 × 1.1 × 25.9 in


**MOQ** 1



# Materials and Colours

Line Table tops are made from HPL with a durable Reef edge; table legs are available in complementing colours. Craster recommends the material and colour selection below. Bespoke options are available upon request. Our standard top comes as Érable and Black (B01). For bespoke colours, a minimum order quantity may apply.


## Table Tops And Edge



## Legs



## Modesty Panel



Line 1800 Rectangle – B11 Tobacco + Black



Line 1500 Rectangle – B13 Light Walnut + Black



Line 1800 Classroom – D15 Acacia + Grey



Line 1500 Classroom – B42 Dark Marble + Black



Line 1800 Trapezoid – D45 White Marble + Grey



Line 1500 Trapezoid – B01 Érable + Black



Line 1800 Half Round – B11 Tobacco + Black



Line 1800 Rectangle – B13 Light Walnut + Black



## Line Trolleys

Line Table trolleys conveniently store 8 tops and legs, enabling the Line System's convenient transport before and after changeover.



**Line 1800 Rectangle / Classroom Trolley**

CB\_SRCA3B00

**Mat** Mild Steel

**Dim** 2339 × 550 × 1210 mm  
92 × 21.6 × 47.6 in

**MOQ** 2

**Note** Each Trolley can fit 8 tops and legs



**Line 1800 Trapezoid / Half Round Trolley**

CB\_STCF3B00

**Mat** Mild Steel

**Dim** 2158 × 550 × 1385 mm  
84.9 × 21.6 × 54.5 in

**MOQ** 2

**Note** Each Trolley can fit 8 tops and legs



**Line 1500 Rectangle / Classroom Trolley**

CB\_SRBA3B00

**Mat** Mild Steel

**Dim** 1977 × 550 × 1060 mm  
77.8 × 21.6 × 41.7 in

**MOQ** 2

**Note** Each Trolley can fit 8 tops and legs



**Line 1500 Trapezoid / Half Round Trolley**

CB\_STBE3B00

**Mat** Mild Steel

**Dim** 1823 × 550 × 1310 mm  
71.8 × 21.6 × 51.6 in

**MOQ** 2

**Note** Each Trolley can fit 8 tops and legs

## Link Table

---

Introducing the Link Table System, a sleek events and display table for the F&B and C&E space. Intelligently designed for intuitive setup, Link has been engineered for flexible configurations.

The Link range has been designed to complement our Line system for a seamless aesthetic across and between spaces. With a slender elliptical leg profile and central folding mechanism for easy storage, Link pairs with Line beautifully in front of house presentation and minimises back of house storage.

There are three table heights (1100, 900 and 740 mm) with options of toughened glass or HPL tops. New for 2024, the slimmer cocktail table footprint expands the Link range for flexible events spaces.

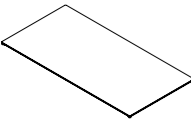
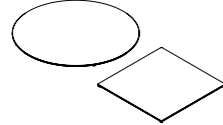


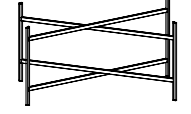
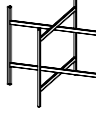
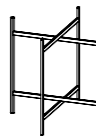
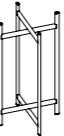
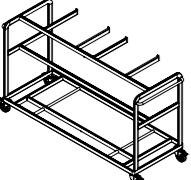

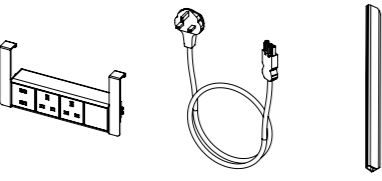




# Link Table System

The innovative Link Table System blends front-of-house poise with back-of-house functionality in a beautiful concept. Available in three shapes - rectangular, round and square - Link tables can be combined with different height legs to create nesting arrangements.

Select a shape and material for the top and finish by choosing a leg height (short, medium, tall). New for 2024, the Link 600 series is an ideal cocktail table footprint. Note that 600 series tops and legs do not operate with other Link products.

	800 Range	600 Range	
<b>Table Tops</b>	<p>1600 x 800 mm 63 x 31.5 in</p>  <p>800 Rectangle</p>	<p>1130ø / 800 x 800 mm 44.5ø / 31.5 x 31.5 in</p>  <p>800 Round / Square</p>	<p>600ø x 25 mm 23.6ø x 1 in</p>  <p>600 Round</p>
<b>Short Legs</b>		 <p>800 Short</p>	
<b>Medium Legs</b>	 <p>800 Medium</p>	 <p>800 Medium</p>	
<b>Tall Legs</b>		 <p>800 Tall</p>  <p>600 Tall</p>	
<b>Storage Trolleys</b>	 <p>800 Rectangle</p>  <p>800 Round / Square</p>		
<b>Cable Management</b>			



## Link Reef Edge Table Tops

A highly resistant innovation, the Reef table top edge ensures longevity in the aesthetic and operation of Conference and Events ranges. The protective Reef edge offers the perfect solution for frequent setup, breakdown and back-of-house storage. Combined with laminate tops, Reef edges provide an unparalleled ease of care.

Our other HPL finishes from Line are available for Rise & Link, dependant on order quantity.



### Link Reef Edge Square Table Top

CB\_TSQ800 (\*B11, \*D41)

**Mat** HPL, Reef Edge  
**Dim** 800 × 800 × 22 mm  
 31.5 × 31.5 × 0.9 in  
**MOQ** 10



### Link Reef Edge Round Table Top

CB\_TRO800 (\*B11, \*D41)

**Mat** HPL, Reef Edge  
**Dim** 1130ø × 22 mm  
 44.5ø × 0.9 in  
**MOQ** 10

CB\_TRO400 (\*B42, \*B11)

**Mat** HPL, Reef Edge  
**Dim** 600ø × 25 mm  
 23.6ø × 1 in  
**MOQ** 10

### Reef Edge Table Tops



**B11**  
Tobacco  
+ Black



**B42**  
Dark Marble  
+ Black

## Link Glass Table Tops

Our toughened glass tops are available in clear or grey glass.



### Link Glass Rectangle Table Top

CB\_TRE800 (\*50, \*20)

**Mat** Glass  
**Dim** 800 × 1600 × 22 mm  
 31.5 × 63 × 0.9 in  
**MOQ** 10



### Link Glass Square Table Top

CB\_TSQ800 (\*50, \*20)

**Mat** Glass  
**Dim** 800 × 800 × 22 mm  
 31.5 × 31.5 × 0.9 in  
**MOQ** 10



### Link Glass Round Table Top

CB\_TRO800 (\*50, \*20)

**Mat** Glass  
**Dim** 1130ø × 22 mm  
 44.5ø × 0.9 in  
**MOQ** 10

CB\_TRO400 (\*50, \*20)

**Mat** HPL, Reef Edge  
**Dim** 600ø × 25 mm  
 23.6ø × 1 in  
**MOQ** 10

### Glass Table Tops



**50**  
Grey



**20**  
Clear

## Link Table Legs

With a slender elliptical leg profile and central folding mechanism, Link Table legs have been intelligently designed to demount quickly for easy storage while retaining an exceptional display front-of-house.



**Link Rectangle  
Medium Table Leg**

CB\_LRE890B00

**Mat** Powder Coated Steel

**Open**

**Dim** 1600 × 800 × 880 mm  
63 × 31.5 × 34.6 in

**Folded**

**Dim** 1782 × 42 × 880 mm  
70.1 × 1.7 × 34.6 in

**MOQ** 10



**Link Square / Round  
Tall Table Leg**

CB\_LSQ811B00

**Mat** Powder Coated Steel

**Open**

**Dim** 800 × 800 × 1080 mm  
31.5 × 31.5 × 42.5 in

**Folded**

**Dim** 1131 × 42 × 1080 mm  
44.5 × 1.7 × 42.5 in

**MOQ** 10



**Link Square / Round  
Medium Table Leg**

CB\_LSQ890B00

**Mat** Powder Coated Steel

**Open**

**Dim** 800 × 800 × 880 mm  
31.5 × 31.5 × 34.6 in

**Folded**

**Dim** 1131 × 42 × 880 mm  
44.5 × 1.7 × 34.6 in

**MOQ** 10



**Link Square / Round  
Short Table Leg**

CB\_LSQ874B00

**Mat** Powder Coated Steel

**Open**

**Dim** 800 × 800 × 720 mm  
31.5 × 31.5 × 28.3 in

**Folded**

**Dim** 1131 × 42 × 720 mm  
44.5 × 1.7 × 28.3 in

**MOQ** 10



**Link Round  
Tall Cocktail Table Leg**

CB\_LSQ411B00

**Mat** Powder Coated Steel

**Open**

**Dim** 430 × 430 × 1080 mm  
16.9 × 16.9 × 42.5 in

**Folded**

**Dim** 600 × 42 × 1080 mm  
23.6 × 1.7 × 42.5 in

**MOQ** 10

### Legs



**B00**  
Black

## Link Trolleys



**Link Rectangle Trolley**

CB\_SRE800B00

**Mat** Powder Coated Steel

**Dim** 2105 × 755 × 1185 mm  
82.9 × 29.7 × 46.6 in

**MOQ** 1

**Note** Each Trolley can fit 6 tops and legs



**Link Square / Round Trolley**

CB\_SSQ800B00

**Mat** Powder Coated Steel

**Dim** 1305 × 755 × 1185 mm  
51.4 × 29.7 × 46.6 in

**MOQ** 1

**Note** Each Trolley can fit 6 tops and legs



## Rise Table

The Rise Table System has been intelligently engineered to support a responsive, modular display that is both beautiful and effortlessly assembled.

Rise features a universal locator system allowing folding legs and table tops to be used in any combination. Legs are available in natural, white-washed and stained black oak, and stainless or black steel.

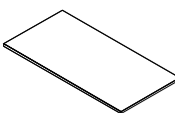
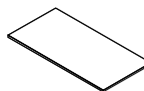
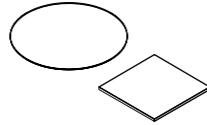
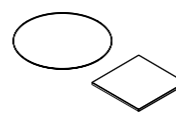
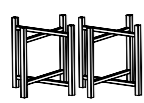
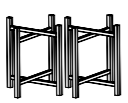
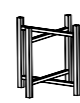

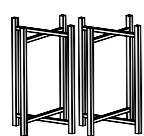

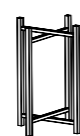

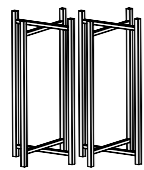
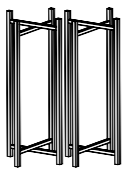


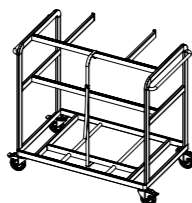
Square, circular and rectangular tops come in wipe-clean glass, antimicrobial HPL with hard-wearing Reef edge or oak veneer.



# Rise Table System

Using a universal locating system, the Rise Table System allows you to mix and match any top or legs to create the perfect solution for your buffet.

Select a size series (800 or 700), then select a shape and material for the top and finish by choosing a leg height (short, medium, tall) and a leg finish (stained wenge, painted black ash, and stainless or black steel).

	800 Double	700 Double	800	700
Table Tops	 800 Double Top	 700 Double Top	 800 Top	 700 Top
Short Legs	 800 Short	 700 Short	 800 Short	 700 Short
Medium Legs	 800 Medium	 700 Medium	 800 Medium	 700 Medium
Tall Legs	 800 Tall	 700 Tall	 800 Tall	 700 Tall
Storage Trolleys				



## Rise Reef Edge Table Tops

The aesthetic and longevity of the Rise System is ensured by the hard-wearing Reef edge, which offers the perfect solution for frequent set-up, breakdown, and back-of-house storage. Combined with laminate tops, Reef edges offer wipe-clean ease.

Our other HPL finishes from Line are available for Rise & Link, dependant on order quantity.



### Rise Reef Edge Rectangle Table Top

**CB\_UT8140**  
**Mat** Érable Wenge HPL, Black Reef Edge  
**MOQ** 10

**CB\_UT81 (\*B11, \*B42, \*D45)**

**Mat** HPL, Reef Edge  
**MOQ** 10  
**Dim** 800 x 1600 x 25 mm  
 31.5 x 63 x 1 in  
**Note** Fits: 800 products

**CB\_UT71 (\*B11, \*B42, \*D45, \*40)**

**Mat** HPL, Reef Edge  
**Dim** 700 x 1400 x 25 mm  
 27.6 x 65.1 x 1 in  
**MOQ** 10  
**Note** Fits: 700 products



### Rise Reef Edge Square Table Top

**CB\_UT8040**  
**Mat** Érable Wenge HPL, Black Reef Edge  
**MOQ** 1

**CB\_UT80 (\*B11, \*B42, \*D45)**

**Mat** HPL, Reef Edge  
**MOQ** 10  
**Dim** 800 x 800 x 25 mm  
 31.5 x 31.5 x 1 in  
**Note** Fits: 800 products

**CB\_UT70 (\*B11, \*B42, \*D45, \*40)**

**Mat** HPL, Reef Edge  
**Dim** 700 x 700 x 25 mm  
 27.6 x 27.6 x 1 in  
**MOQ** 10  
**Note** Fits: 700 products



### Rise Reef Edge Round Table Top

**CB\_UT83 (\*B11, \*B42, \*D45, \*40)**  
**Mat** HPL, Reef Edge  
**Dim** 1130ø x 25 mm  
 44ø x 1 in  
**MOQ** 10  
**Note** Fits: 800 products

**CB\_UT73 (\*B11, \*B42, \*D45, \*40)**

**Mat** HPL, Reef Edge  
**Dim** 990ø x 25 mm  
 39ø x 1 in  
**MOQ** 10  
**Note** Fits: 700 products

## Rise Veneer Table Tops

Formed of layers of oak veneer and stained to a dark wengé with solid hardwood edging, veneer table tops form an elegant solution for the Rise System.



### Rise Veneer Rectangle Table Top

**CB\_UT8101**  
**Mat** Veneer  
**Dim** 800 x 1600 x 25 mm  
 31.5 x 63 x 1 in  
**MOQ** 10  
**Note** Fits: 800 products

**CB\_UT7101**

**Mat** Veneer  
**Dim** 700 x 1400 x 25 mm  
 27.6 x 55.1 x 1 in  
**MOQ** 30  
**Note** Fits: 700 products



### Rise Veneer Square Table Top

**CB\_UT8001**  
**Mat** Veneer  
**Dim** 800 x 800 x 25 mm  
 31.5 x 31.5 x 1 in  
**MOQ** 30  
**Note** Fits: 800 products

**CB\_UT7001**

**Mat** Veneer  
**Dim** 700 x 700 x 25 mm  
 27.6 x 27.6 x 1 in  
**MOQ** 30  
**Note** Fits: 700 products

### Reef Edge Table Tops



**B11**  
 Tobacco  
 + Black



**B42**  
 Dark Marble +  
 Black



**D45**  
 White Marble +  
 Grey



**40**  
 Érable Wenge  
 + Black

# Rise Glass Table Tops

Toughened glass tops enhance the hard-wearing features of Rise. Available in clear, frosted, or grey glass.



### Rise Glass Rectangle Table Top

**CB\_UT81** (\*50, \*30, \*20)  
**Mat** Glass  
**Dim** 800 x 1600 x 22 mm  
 31.5 x 63 x 0.9 in  
**MOQ** 5  
**Note** Fits: 800 products

**CB\_UT71** (\*50, \*30, \*20)  
**Mat** Glass  
**Dim** 700 x 1400 x 22 mm  
 27.5 x 55.1 x 0.9 in  
**MOQ** 5  
**Note** Fits: 700 products



### Rise Glass Square Table Top

**CB\_UT8020**  
**Mat** Clear Glass  
**MOQ** 1

**CB\_UT80** (\*50, \*30)  
**Mat** Glass  
**MOQ** 5  
**Dim** 800 x 800 x 22 mm  
 31.5 x 31.5 x 0.9 in  
**Note** Fits: 800 products

**CB\_UT70** (\*50, \*30, \*20)  
**Mat** Glass  
**Dim** 700 x 700 x 22 mm  
 27.5 x 27.6 x 0.9 in  
**MOQ** 5  
**Note** Fits: 700 products



### Rise Glass Round Table Top

**CB\_UT83** (\*50, \*30, \*20)  
**Mat** Glass  
**Dim** 1130ø x 22 mm  
 44.5ø x 0.9 in  
**MOQ** 5  
**Note** Fits: 800 products

**CB\_UT73** (\*50, \*30, \*20)  
**Mat** Glass  
**Dim** 990ø x 22 mm  
 39ø x 0.9 in  
**MOQ** 5  
**Note** Fits: 700 products

### Glass Table Tops



**50**  
Grey



**30**  
Frosted



**20**  
Clear

• Denotes 'Gold' product

# Rise Table Legs

Rise Table legs are available in three heights, with material options of stained wenge, painted black ash, and stainless or black steel.

Link trolleys are compatible with Rise system, see page 133 for options.



### Rise 800 Tall Table Leg

**CB\_UL8401**  
**Mat** Stained Wenge  
**MOQ** 30

**CB\_UL8410**  
**Mat** Stainless Steel  
**MOQ** 30

**CB\_UL8420**  
**Mat** Black Powder Coated Steel  
**MOQ** 30

#### Open

**Dim** 787 x 787 x 1090 mm  
 31 x 31 x 42.9 in

#### Folded

**Dim** 826 x 73/95 x 1090 mm  
 32.5 x 2.9/3.7 x 42.9 in

**Note** Fits: 800 products



### Rise 800 Medium Table Leg

**CB\_UL8201**  
**Mat** Stained Wenge  
**MOQ** 30

**CB\_UL8210**  
**Mat** Stainless Steel  
**MOQ** 30

**CB\_UL8220**  
**Mat** Black Powder Coated Steel  
**MOQ** 30

#### Open

**Dim** 787 x 787 x 890 mm  
 31 x 31 x 35 in

#### Folded

**Dim** 826 x 73/95 x 890 mm  
 32.5 x 2.9/3.7 x 35 in

**Note** Fits: 800 products



### Rise 800 Short Table Leg

**CB\_UL8101**  
**Mat** Stained Wenge  
**MOQ** 30

**CB\_UL8110**  
**Mat** Stainless Steel  
**MOQ** 30

**CB\_UL8120**  
**Mat** Black Powder Coated Steel  
**MOQ** 30

#### Open

**Dim** 787 x 787 x 690 mm  
 31 x 31 x 27.2 in

#### Folded

**Dim** 826 x 73/95 x 690 mm  
 32.5 x 2.9/3.7 x 27.2 in

**Note** Fits: 800 products



### Rise 700 Tall Table Leg

**CB\_UL74** (\*01, \*10, \*20)  
**Mat** See options below

#### Open

**Dim** 696 x 696 x 1090 mm  
 27.4 x 27.4 x 42.9 in

#### Folded

**Dim** 734 x 73/95 x 1090 mm  
 28.9 x 2.9/3.7 x 42.9 in

**MOQ** 30  
**Note** Fits: 700 products



### Rise 700 Medium Table Leg

**CB\_UL72** (\*01, \*10, \*20)  
**Mat** See options below

#### Open

**Dim** 696 x 696 x 890 mm  
 27.4 x 27.4 x 35 in

#### Folded

**Dim** 734 x 73/95 x 890 mm  
 28.9 x 2.9/3.7 x 35 in

**MOQ** 30  
**Note** Fits: 700 products



### Rise 700 Short Table Leg

**CB\_UL71** (\*01, \*10, \*20)  
**Mat** See options below

#### Open

**Dim** 696 x 696 x 690 mm  
 27.4 x 27.4 x 27.2 in

#### Folded

**Dim** 734 x 73/95 x 690 mm  
 28.9 x 2.9/3.7 x 27.2 in

**MOQ** 30  
**Note** Fits: 700 products

### Legs



**01**  
Stained Wenge



**10**  
Stainless Steel



**20**  
Black Powder Coated Steel

# Bedroom







## Tea Service

Simple, elegant hospitality tea and coffee presentation pieces in lavish materials.



**Walnut Three-Piece Luxury Tea Set**

TA\_LTSFW

Mat Walnut

**Large Tray**

Dim 427 × 292 × 25 mm  
16.8 × 11.5 × 1 in

**Small Tray**

Dim 280 × 162 × 25 mm  
11 × 6.4 × 1 in

**Tea Caddy**

Dim 280 × 77 × 87 mm  
11 × 3 × 3.4 in

MOQ 1



**Large Walnut Tea Tray**

TA\_LTSFW.1

Mat Walnut

Dim 427 × 292 × 25 mm  
16.8 × 11.5 × 1 in

MOQ 1



**Small Walnut Tea Tray**

TA\_LTSFW.2

Mat Walnut

Dim 280 × 162 × 25 mm  
11 × 6.4 × 1 in

MOQ 1



**Walnut Tea Caddy**

TA\_LTSFW.3

Mat Walnut

Dim 280 × 77 × 87 mm  
11 × 3 × 3.4 in

MOQ 1

# Amenities Presentation

Craster's select range of exquisite products for the bedroom and bathroom environment. Strong, durable materials mean these products can withstand moisture-rich environments.



**Walnut Tissue Box**

AP\_364\_W  
**Mat** Walnut  
**Dim** 132 x 132 x 137 mm  
 5.2 x 5.2 x 5.4 in  
**MOQ** 1



**Stainless Steel Tissue Box**

AP\_317\_J  
**Mat** Stainless Steel  
**Dim** 122 x 122 x 135 mm  
 4.8 x 4.8 x 5.3 in  
**MOQ** 1



**Stainless Steel Soap Dish**

AP\_317\_K  
**Mat** Stainless Steel  
**Dim** 100 x 60 x 20 mm  
 3.9 x 2.4 x 0.8 in  
**MOQ** 1



**Faux Leather Tissue Box**

AP\_367\_H  
**Mat** Espresso Brown Faux Leather / Suede Inner  
**Dim** 138 x 138 x 140 mm  
 5.4 x 5.4 x 5.5 in  
**MOQ** 100



**Faux Leather Laundry Box**

AP\_LB005  
**Mat** Espresso Brown Faux Leather / Suede Inner  
**Dim** 380 x 300 x 130 mm  
 14.9 x 11.8 x 5.1 in  
**MOQ** 50



**Faux Leather Box**

AP\_LB004  
**Mat** Espresso Brown Faux Leather / Suede Inner  
**Dim** 200 x 265 x 55 mm  
 7.8 x 10.4 x 2.2 in  
**MOQ** 50  
**Note** Customisable inserts available



**Faux Leather Waste Bin**

AP\_367\_G  
**Mat** Espresso Brown Faux Leather with Stainless Steel Rim and Removable Fire Resistant Metal Liner  
**Dim** 209 x 209 x 257 mm  
 8.2 x 8.2 x 10.1 in  
**MOQ** 25

## Luggage Racks

Luggage racks combine rigid construction and beautifully finished materials. The integrated backboard prevents luggage from damaging the walls.



**Luggage Rack with Backboard**

SR_LUGBO	SR_LUGBW
<b>Mat</b> Oak	<b>Mat</b> Walnut
<b>Dim</b> 655 x 417 x 530 mm 25.8 x 16.4 x 20.9 in	
<b>MOQ</b> 40	
<b>Note</b> Materials available depending on order quantity	



**Bedroom Luggage Rack**

SR_LUGBLK	SR_LUGW
<b>Mat</b> Black	<b>Mat</b> Walnut
SR_LUGO	
<b>Mat</b> Oak	
<b>Dim</b> 655 x 417 x 466 mm 25.8 x 16.4 x 18.3 in	
<b>MOQ</b> 40	
<b>Note</b> Materials available depending on order quantity	

**Materials and Colours**



## Shaker Bins and Storage

Made from fine Scandinavian AeroPLY in the tradition of 19<sup>th</sup> century American Shaker community, the Shaker range adds a touch of luxury to the bedroom or bathroom.



**Shaker Large Luxury Waste Bin**

SH_LWBW
<b>Mat</b> Birch Stained Walnut
<b>MOQ</b> 1
SH_LW003
<b>Mat</b> Birch Stained Black
<b>MOQ</b> 1
<b>Dim</b> 325 x 247 x 305 mm 12.7 x 9.7 x 12 in



**Shaker Small Luxury Waste Bin**

SH_LW001
<b>Mat</b> Birch Stained Walnut
<b>MOQ</b> 60
SH_LW002
<b>Mat</b> Birch Stained Black
<b>MOQ</b> 60
<b>Dim</b> 240 x 180 x 225 mm 9.4 x 7.1 x 8.8 in

**Materials and Colours**





*Printed on FSC certified paper. Please recycle this Craster publication.*

*Separate cover and binding from pages. Pages are widely recyclable.*

*Consult your local recycling guidelines for cover and binding.*



***To discover more, visit us online or contact the team:  
info@craster.com***

CRASTER LTD

Suite 216, Great Western Studios  
65 Alfred Road, London W2 5EU

[www.craster.com](http://www.craster.com)

Europe +44 (0) 203 004 4750 – USA +1 732 543 7862



Craster Ltd.  
Great Western Studios  
65 Alfred Road  
London W2 5EU

(UK) +44 (0)203 004 4750  
(USA) +1 732 543 7862  
info@craster.com  
www.craster.com

craster

